



AUDI FIS SKI WORLD CUP FINALS 2025/26



Lillehammer (NOR)

9th Women's Downhill

ENTRY LIST BY NSA

Number of Competitors: 24, Number of NSAs: 10

NSA	FIS Code	Name	Date of Birth	FIS Points (12th of March 2026 - List 19)						
				DH	SL	GS	SG	AC		
AUT (4)	56128	HUETTER Cornelia	29 OCT 1992	0.00 (1)	-	723.86(4063)	5.59 (13)	429.98 (278)		
	56328	ORTLIEB Nina	2 APR 1996	3.22 (14)	794.68(4139)	42.98 (569)	13.66 (25)	89.38 (13)		
	56125	PUCHNER Mirjam	18 MAY 1992	7.90 (19)	999.99(4175)	269.31(3639)	11.63 (21)	380.78 (224)		
	56256	RAEDLER Ariane	20 JAN 1995	9.36 (21)	605.07(4091)	183.38(3157)	8.48 (17)	243.99 (85)		
CZE (1)	155763	LEDECKA Ester	23 MAR 1995	2.78 (12)	298.02(3786)	162.36(2931)	6.78 (14)	73.49 (10)		
FRA (1)	197497	MIRADOLI Romane	10 MAR 1994	14.19 (31)	399.41(3965)	31.55 (306)	2.91 (9)	183.51 (45)		
GER (2)	507168	AICHER Emma	13 NOV 2003	0.08 (6)	6.88 (15)	14.62 (23)	0.00 (1)	118.16 (19)		
	206668	WEIDLE-WINKELMANN Kira	24 FEB 1996	2.78 (12)	999.99(4175)	42.58 (555)	10.94 (19)	449.73 (294)		
ITA (5)	297910	CURTONI Elena	3 FEB 1991	12.68 (26)	677.25(4118)	62.63(1105)	4.22 (11)	92.85 (14)		
	299630	DELAGO Nadia	12 NOV 1997	13.37 (29)	999.99(4175)	366.80(3892)	33.92 (93)	287.06 (126)		
	299466	DELAGO Nicol	5 JAN 1996	6.22 (17)	825.71(4148)	638.76(4045)	28.41 (70)	252.77 (92)		
	298323	GOGGIA Sofia	15 NOV 1992	0.07 (5)	999.99(4175)	10.63 (18)	0.00 (1)	227.48 (73)		
299624	PIROVANO Laura	20 NOV 1997	0.00 (1)	161.78(3005)	55.74 (911)	7.85 (15)	202.49 (54)			
NOR (2)	426257	LIE Kajsa Vickhoff	20 JUN 1998	7.72 (18)	239.67(3571)	21.23 (92)	3.56 (10)	123.30 (22)		
	426324	MONSEN Marte	27 JAN 2000	11.63 (24)	142.70(2763)	28.77 (239)	24.05 (56)	239.16 (82)		
NZL (1)	415232	ROBINSON Alice	1 DEC 2001	22.73 (52)	428.57(3995)	0.00 (1)	1.11 (5)	386.18 (232)		
SLO (1)	565360	STUHEC Ilika	26 OCT 1990	5.55 (16)	302.12(3800)	36.00 (400)	12.62 (24)	217.20 (64)		
SUI (4)	516766	BLANC Malorie	6 JAN 2004	13.15 (27)	149.18(2849)	23.00 (107)	2.47 (7)	290.70 (129)		
	516248	FLURY Jasmine	16 SEP 1993	1.83 (10)	999.99(4175)	280.20(3681)	19.86 (38)	766.12 (474)		
	516611	SCHMITT Janine	26 OCT 2000	16.89 (37)	63.60(1102)	20.33 (85)	22.16 (45)	332.58 (177)		
	516319	SUTER Corinne	28 SEP 1994	0.39 (7)	999.99(4175)	92.97(1855)	9.64 (18)	611.33 (414)		
USA (3)	6535455	JOHNSON Breezy	19 JAN 1996	1.63 (9)	824.30(4147)	585.62(4030)	18.00 (30)	377.40 (216)		
	6537228	MOLLIN Allison	7 JUL 2004	14.09 (30)	76.53(1457)	41.05 (516)	30.27 (78)	559.97 (384)		
	539536	WILES Jacqueline	13 JUL 1992	9.17 (20)	618.33(4096)	884.66(4088)	23.35 (50)	518.34 (355)		

Legend:

-	No points	WC SL-AC	FIS World Cup Start List points for Alpine Combined
WC SL-DH	FIS World Cup Start List points for Downhill	WC SL-GS	FIS World Cup Start List points for Giant Slalom
WC SL-O	Overall FIS World Cup Start List points	WC SL-SG	FIS World Cup Start List points for Super-G
WC SL-SL	FIS World Cup Start List points for Slalom		





AUDI FIS SKI WORLD CUP FINALS 2025/26



Lillehammer (NOR)



9th Women's Downhill

SAT 21 MAR 2026

DRAW LIST

Start Time 12:30

Number of Competitors: 24, Number of NSAs: 10

Rank 120 in the FIS List: GROSSMANN Katja 44.25 FIS Points

No.	FIS Code	Name	NSA Code	WC-DH	WC-O	FIS DH
1	299624	PIROVANO Laura	ITA	436 (1)	625 (8)	0.00 (1)
2	507168	AICHER Emma	GER	408 (2)	1146 (2)	0.08 (6)
3	206668	WEIDLE-WINKELMANN Kira	GER	351 (4)	520 (14)	2.78 (12)
4	56128	HUETTER Cornelia	AUT	344 (5)	543 (12)	0.00 (1)
5	6535455	JOHNSON Breezy	USA	333 (6)	407 (18)	1.63 (9)
6	298323	GOGGIA Sofia	ITA	278 (7)	853 (4)	0.07 (5)
7	426257	LIE Kajsa Vickhoff	NOR	242 (8)	561 (11)	7.72 (18)
8	56328	ORTLIEB Nina	AUT	236 (9)	338 (22)	3.22 (14)
9	299466	DELAGO Nicol	ITA	236 (9)	251 (33)	6.22 (17)
10	516319	SUTER Corinne	SUI	217 (11)	362 (21)	0.39 (7)
11	565360	STUHEC Ilka	SLO	207 (12)	293 (27)	5.55 (16)
12	539536	WILES Jacqueline	USA	192 (13)	218 (35)	9.17 (20)
13	56256	RAEDLER Ariane	AUT	181 (14)	290 (28)	9.36 (21)
14	155763	LEDECKA Ester	CZE	180 (15)	424 (17)	2.78 (12)
15	56125	PUCHNER Mirjam	AUT	173 (16)	265 (31)	7.90 (19)
16	197497	MIRADOLI Romane	FRA	173 (16)	433 (16)	14.19 (31)
17	426324	MONSEN Marte	NOR	120 (19)	132 (50)	11.63 (24)
18	297910	CURTONI Elena	ITA	94 (20)	328 (24)	12.68 (26)
19	6537228	MOLLIN Allison	USA	92 (21)	104 (57)	14.09 (30)
20	516766	BLANC Malorie	SUI	85 (22)	318 (26)	13.15 (27)
21	299630	DELAGO Nadia	ITA	82 (23)	84 (66)	13.37 (29)
22	516611	SCHMITT Janine	SUI	72 (24)	89 (61)	16.89 (37)
23	516248	FLURY Jasmine	SUI	71 (25)	80 (69)	1.83 (10)
24	415232	ROBINSON Alice	NZL	21 (34)	779 (5)	22.73 (52)

Legend:						
FIS DH	FIS points for Downhill (19th FIS points list 2025/26)			No.		Control Number
WC-DH	FIS World Cup points for Downhill		WC-O	Overall FIS World Cup points		





AUDI FIS SKI WORLD CUP FINALS 2025/26



Lillehammer (NOR)

9th Women's Downhill

SAT 21 MAR 2026

Start Time 12:30



START LIST

Number of Competitors: 24, Number of NSAs: 10

Bib	FIS Code	Name	Year of Birth	NSA Code	Time	Ski
1	516766	BLANC Malorie	2004	SUI		Atomic
2	426324	MONSEN Marte	2000	NOR		Rossignol
3	297910	CURTONI Elena	1991	ITA		Head
4	155763	LEDECKA Ester	1995	CZE		Kaestle
5	565360	STUHEC Ilka	1990	SLO		Kaestle
6	206668	WEIDLE-WINKELMANN Kira	1996	GER		Rossignol
7	516319	SUTER Corinne	1994	SUI		Head
8	299466	DELAGO Nicol	1996	ITA		Atomic
9	298323	GOGGIA Sofia	1992	ITA		Atomic
10	6535455	JOHNSON Breezy	1996	USA		Atomic
11	507168	AICHER Emma	2003	GER		Head
12	56328	ORTLIEB Nina	1996	AUT		Head
13	56128	HUETTER Cornelia	1992	AUT		Head
14	299624	PIROVANO Laura	1997	ITA		Head
15	426257	LIE Kajsa Vickhoff	1998	NOR		Head
-----break-----						
16	539536	WILES Jacqueline	1992	USA		Rossignol
17	56256	RAEDLER Ariane	1995	AUT		Head
18	56125	PUCHNER Mirjam	1992	AUT		Atomic
19	197497	MIRADOLI Romane	1994	FRA		Dynastar
20	6537228	MOLLIN Allison	2004	USA		Head
21	415232	ROBINSON Alice	2001	NZL		Salomon
22	516611	SCHMITT Janine	2000	SUI		Kaestle
23	516248	FLURY Jasmine	1993	SUI		Kaestle
24	299630	DELAGO Nadia	1997	ITA		Atomic

Jury

FIS Technical Delegate	KARHILA-RASANEN Jaana	FIN
Referee	GERDOL Peter	FIS
Assistant Referee	SENIGAGLIESI Alberto	FIS
Chief of Race	BJORGE Ole Johan	NOR

Technical Data

Course Name	Kvitfjell-Olympiabakken
Start Altitude	890m
Finish Altitude	182m
Vertical Drop	708m
Course Length	2515m
Homologation Number	15104/11/23

Race Information

Course Setter	SENIGAGLIESI Alberto	FIS
Gates	27	
Start Time	12:30	

Forerunners:

F1 - AAMODT KILDE Alexander	NOR	F2 - MISUND Sebastian	NOR	F3 - LAUPSTAD Andreas	NOR
F4 - LUNDE Vebjorn	NOR				

Legend:

YB Year of Birth





AUDI FIS SKI WORLD CUP FINALS 2025/26



Lillehammer (NOR) 9th Women's Downhill OFFICIAL RESULTS

SAT 21 MAR 2026

Start Time 12:30

Number of Competitors: 24, Number of NSAs: 10

Penalty applied: 0.00

Rank	Bib	FIS Code	Name	YB	NSA Code	Time	Difference	Distance (m)	Race Points	Ski
1	14	299624	PIROVANO Laura	1997	ITA	1:30.85			0.00	Head
2	10	6535455	JOHNSON Breezy	1996	USA	1:31.00	0.15	4.15	2.06	Atomic
3	6	206668	WEIDLE-WINKELMANN Kira	1996	GER	1:31.10	0.25	6.90	3.44	Rossignol
4	17	56256	RAEDLER Ariane	1995	AUT	1:31.14	0.29	8.00	3.99	Head
5	11	507168	AICHER Emma	2003	GER	1:31.22	0.37	10.20	5.09	Head
6	7	516319	SUTER Corinne	1994	SUI	1:31.33	0.48	13.22	6.60	Head
7	8	299466	DELAGO Nicol	1996	ITA	1:31.36	0.51	14.04	7.02	Atomic
8	13	56128	HUETTER Cornelia	1992	AUT	1:31.65	0.80	21.95	11.01	Head
9	9	298323	GOGGIA Sofia	1992	ITA	1:31.66	0.81	22.23	11.14	Atomic
9	4	155763	LEDECKA Ester	1995	CZE	1:31.66	0.81	22.23	11.14	Kaestle
11	24	299630	DELAGO Nadia	1997	ITA	1:31.80	0.95	26.03	13.07	Atomic
12	12	56328	ORTLIEB Nina	1996	AUT	1:31.93	1.08	29.55	14.86	Head
13	18	56125	PUCHNER Mirjam	1992	AUT	1:31.98	1.13	30.90	15.55	Atomic
14	16	539536	WILES Jacqueline	1992	USA	1:32.03	1.18	32.25	16.24	Rossignol
15	15	426257	LIE Kajsa Vickhoff	1998	NOR	1:32.09	1.24	33.86	17.06	Head
16	19	197497	MIRADOLI Romane	1994	FRA	1:32.17	1.32	36.02	18.16	Dynastar
17	5	565360	STUHEC Ilka	1990	SLO	1:32.21	1.36	37.09	18.71	Kaestle
18	20	6537228	MOLLIN Allison	2004	USA	1:32.33	1.48	40.31	20.36	Head
19	22	516611	SCHMITT Janine	2000	SUI	1:32.34	1.49	40.58	20.50	Kaestle
20	23	516248	FLURY Jasmine	1993	SUI	1:32.71	1.86	50.46	25.59	Kaestle
21	3	297910	CURTONI Elena	1991	ITA	1:32.96	2.11	57.09	29.03	Head
22	1	516766	BLANC Malorie	2004	SUI	1:33.21	2.36	63.68	32.47	Atomic
23	2	426324	MONSEN Marte	2000	NOR	1:33.56	2.71	72.85	37.29	Rossignol

DID NOT START: 1 competitor

21	415232	ROBINSON Alice	2001	NZL						Salomon
----	--------	----------------	------	-----	--	--	--	--	--	---------

Jury

FIS Technical Delegate	KARHILA-RASANEN Jaana	FIN
Referee	GERDOL Peter	FIS
Assistant Referee	SENIGAGLIESI Alberto	FIS
Chief of Race	BJORGE Ole Johan	NOR

Technical Data

Course Name	Kvitfjell-Olympiabakken
Start Altitude	890m
Finish Altitude	182m
Vertical Drop	708m
Course Length	2515m
Homologation Number	15104/11/23

Race Information

Course Setter	SENIGAGLIESI Alberto	FIS
Gates	27	
Start Time	12:30	

Forerunners:

F1 - AAMODT KILDE Alexander	NOR	F2 - MISUND Sebastian	NOR	F3 - LAUPSTAD Andreas	NOR
F4 - LUNDE Vebjorn	NOR				

Conditions on course:

PARTLY CLOUDY	Snow: HARD	Temperature - Start: 2.0°C / 35.6°F	Temperature - Finish: 3.0°C / 37.4°F
---------------	------------	-------------------------------------	--------------------------------------

Legend:

YB	Year of Birth
----	---------------





AUDI FIS SKI WORLD CUP FINALS 2025/26



Lillehammer (NOR)

9th Women's Downhill

SAT 21 MAR 2026

Start Time 12:30

PENALTY CALCULATION

Best 10 at Finish

F - factor: 1250

Rank	Bib	FIS Code	Name	NSA Code	FIS Points	Best 5	Race Points
1	14	299624	PIROVANO Laura	ITA	0.00	0.00	0.00
2	10	6535455	JOHNSON Breezy	USA	1.63		
3	6	206668	WEIDLE-WINKELMANN Kira	GER	2.78		
4	17	56256	RAEDLER Ariane	AUT	9.36		
5	11	507168	AICHER Emma	GER	0.08	0.08	5.09
6	7	516319	SUTER Corinne	SUI	0.39	0.39	6.60
7	8	299466	DELAGO Nicol	ITA	6.22		
8	13	56128	HUETTER Cornelia	AUT	0.00	0.00	11.01
9	9	298323	GOGGIA Sofia	ITA	0.07	0.07	11.14
9	4	155763	LEDECKA Ester	CZE	2.78		

Best 5 FIS Points Started

Rank	Bib	FIS Code	Name	NSA Code	FIS Points
1	14	299624	PIROVANO Laura	ITA	0.00
8	13	56128	HUETTER Cornelia	AUT	0.00
9	9	298323	GOGGIA Sofia	ITA	0.07
5	11	507168	AICHER Emma	GER	0.08
6	7	516319	SUTER Corinne	SUI	0.39

TOTALS:

FIS Points of Best 5 Started (B)	0.54	
FIS Points of Best 5 at Finish in Top 10 (A)		0.54
Race Points of Corresponding Competitors (C)		33.84

Calculated Penalty (A+B-C):10 => -3.276

Rounded -3.28

Category Adder 0.00

Correction Value (Z) 0.00

Calculated Penalty -3.28

Penalty Applied 0.00





AUDI FIS SKI WORLD CUP FINALS 2025/26



Lillehammer (NOR)

9th Women's Downhill

SAT 21 MAR 2026



PERFORMANCE ANALYSIS BY RANK

Start Time 12:30

Number of Competitors: 23 Number of NSAs: 9

Rank	Bib	Name Ski	NSA Code	Positions		Partials		Difference		Speed	
				Pos.	Time Rank	Pos.	Time Rank	Time Dist.(m)	Pos. (km/h) Rank		
1	14	PIROVANO Laura Head	ITA	Int1:	22.62 (8)	11-12:	26.17 (2)	0.20		Sp1:	99.40 (7)
				Int2:	48.79 (5)	12-13:	14.19 (1)	0.12		Sp2:	99.36 (7)
				Int3:	1:02.98 (2)	13-14:	11.67 (1)	0.11		Sp3:	110.67 (3)
				Int4:	1:14.65 (1)	14-Fin:	16.20 (6)	0.00		Sp4:	127.15 (2)
				Fin:	1:30.85 (1)			0.00	0.00	Avg:	99.66
2	10	JOHNSON Breezy Atomic	USA	Int1:	22.53 (3)	11-12:	26.14 (1)	0.11		Sp1:	100.07 (3)
				Int2:	48.67 (1)	12-13:	14.20 (2)	0.00		Sp2:	100.11 (3)
				Int3:	1:02.87 (1)	13-14:	11.87 (7)	0.00		Sp3:	109.07 (5)
				Int4:	1:14.74 (2)	14-Fin:	16.26 (11)	0.09		Sp4:	125.72 (7)
				Fin:	1:31.00 (2)			0.15	4.15	Avg:	99.49
3	6	WEIDLE-WINKELMANN Kira Rossignol	GER	Int1:	22.69 (12)	11-12:	26.46 (12)	0.27		Sp1:	99.48 (6)
				Int2:	49.15 (10)	12-13:	14.30 (3)	0.48		Sp2:	93.10 (19)
				Int3:	1:03.45 (7)	13-14:	11.77 (2)	0.58		Sp3:	110.85 (1)
				Int4:	1:15.22 (7)	14-Fin:	15.88 (1)	0.57		Sp4:	126.27 (4)
				Fin:	1:31.10 (3)			0.25	6.90	Avg:	99.39
4	17	RAEDLER Ariane Head	AUT	Int1:	22.57 (5)	11-12:	26.19 (3)	0.15		Sp1:	98.76 (12)
				Int2:	48.76 (3)	12-13:	14.40 (8)	0.09		Sp2:	99.79 (4)
				Int3:	1:03.16 (5)	13-14:	11.94 (8)	0.29		Sp3:	107.35 (13)
				Int4:	1:15.10 (4)	14-Fin:	16.04 (2)	0.45		Sp4:	123.92 (13)
				Fin:	1:31.14 (4)			0.29	8.00	Avg:	99.34
5	11	AICHER Emma Head	GER	Int1:	22.58 (6)	11-12:	26.22 (5)	0.16		Sp1:	98.78 (11)
				Int2:	48.80 (6)	12-13:	14.53 (15)	0.13		Sp2:	95.15 (16)
				Int3:	1:03.33 (6)	13-14:	11.83 (4)	0.46		Sp3:	108.34 (10)
				Int4:	1:15.16 (6)	14-Fin:	16.06 (3)	0.51		Sp4:	124.78 (9)
				Fin:	1:31.22 (5)			0.37	10.20	Avg:	99.25
6	7	SUTER Corinne Head	SUI	Int1:	22.42 (1)	11-12:	26.38 (9)	0.00		Sp1:	99.66 (4)
				Int2:	48.80 (6)	12-13:	14.30 (3)	0.13		Sp2:	95.71 (15)
				Int3:	1:03.10 (3)	13-14:	12.04 (18)	0.23		Sp3:	110.16 (4)
				Int4:	1:15.14 (5)	14-Fin:	16.19 (4)	0.49		Sp4:	124.94 (8)
				Fin:	1:31.33 (6)			0.48	13.22	Avg:	99.14
7	8	DELAGO Nicol Atomic	ITA	Int1:	22.50 (2)	11-12:	26.28 (7)	0.08		Sp1:	99.22 (9)
				Int2:	48.78 (4)	12-13:	14.35 (6)	0.11		Sp2:	100.28 (2)
				Int3:	1:03.13 (4)	13-14:	11.95 (11)	0.26		Sp3:	106.42 (17)
				Int4:	1:15.08 (3)	14-Fin:	16.28 (13)	0.43		Sp4:	121.14 (20)
				Fin:	1:31.36 (7)			0.51	14.04	Avg:	99.10
8	13	HUETTER Cornelia Head	AUT	Int1:	22.67 (10)	11-12:	26.41 (10)	0.25			
				Int2:	49.08 (9)	12-13:	14.45 (11)	0.41			
				Int3:	1:03.53 (9)	13-14:	11.85 (5)	0.66			
				Int4:	1:15.38 (8)	14-Fin:	16.27 (12)	0.73			
				Fin:	1:31.65 (8)			0.80	21.95	Avg:	98.79



Lillehammer (NOR)



9th Women's Downhill

SAT 21 MAR 2026

PERFORMANCE ANALYSIS BY RANK

Start Time 12:30

Number of Competitors: 23 Number of NSAs: 9

Rank	Bib	Name Ski	NSA Code	Positions		Partials		Difference		Speed				
				Pos.	Time	Rank	Pos.	Time	Rank	Time	Dist.(m)	Pos.	(km/h)	Rank
9	9	GOGGIA Sofia Atomic	ITA	Int1:	22.53	(3)	11-12:	26.19	(3)	0.11		Sp1:	100.33	(1)
				Int2:	48.72	(2)	12-13:	14.78	(23)	0.05		Sp2:	99.47	(6)
				Int3:	1:03.50	(8)	13-14:	11.94	(8)	0.63		Sp3:	108.67	(7)
				Int4:	1:15.44	(9)	14-Fin:	16.22	(8)	0.79		Sp4:	124.00	(11)
				Fin:	1:31.66	(9)				0.81	22.23	Avg:	98.78	
9	4	LEDECKA Ester Kaestle	CZE	Int1:	22.65	(9)	11-12:	26.64	(17)	0.23		Sp1:	97.82	(17)
				Int2:	49.29	(16)	12-13:	14.30	(3)	0.62		Sp2:	99.71	(5)
				Int3:	1:03.59	(11)	13-14:	11.86	(6)	0.72		Sp3:	108.03	(11)
				Int4:	1:15.45	(10)	14-Fin:	16.21	(7)	0.80		Sp4:	126.50	(3)
				Fin:	1:31.66	(9)				0.81	22.23	Avg:	98.78	
11	24	DELAGO Nadia Atomic	ITA	Int1:	22.61	(7)	11-12:	26.60	(16)	0.19		Sp1:	97.34	(19)
				Int2:	49.21	(14)	12-13:	14.37	(7)	0.54		Sp2:	96.14	(13)
				Int3:	1:03.58	(10)	13-14:	12.03	(16)	0.71		Sp3:	108.61	(8)
				Int4:	1:15.61	(11)	14-Fin:	16.19	(4)	0.96		Sp4:	128.13	(1)
				Fin:	1:31.80	(11)				0.95	26.03	Avg:	98.63	
12	12	ORTLIEB Nina Head	AUT	Int1:	22.74	(16)	11-12:	26.64	(17)	0.32		Sp1:	98.47	(13)
				Int2:	49.38	(18)	12-13:	14.41	(9)	0.71		Sp2:	92.38	(20)
				Int3:	1:03.79	(15)	13-14:	11.82	(3)	0.92		Sp3:	110.82	(2)
				Int4:	1:15.61	(11)	14-Fin:	16.32	(15)	0.96		Sp4:	123.93	(12)
				Fin:	1:31.93	(12)				1.08	29.55	Avg:	98.49	
13	18	PUCHNER Mirjam Atomic	AUT	Int1:	22.71	(14)	11-12:	26.44	(11)	0.29				
				Int2:	49.15	(10)	12-13:	14.61	(17)	0.48				
				Int3:	1:03.76	(14)	13-14:	12.00	(14)	0.89				
				Int4:	1:15.76	(15)	14-Fin:	16.22	(8)	1.11				
				Fin:	1:31.98	(13)				1.13	30.90	Avg:	98.43	
14	16	WILES Jacqueline Rossignol	USA	Int1:	22.75	(17)	11-12:	26.26	(6)	0.33		Sp1:	100.09	(2)
				Int2:	49.01	(8)	12-13:	14.60	(16)	0.34		Sp2:	96.42	(11)
				Int3:	1:03.61	(12)	13-14:	12.09	(20)	0.74		Sp3:	106.16	(19)
				Int4:	1:15.70	(14)	14-Fin:	16.33	(16)	1.05		Sp4:	124.03	(10)
				Fin:	1:32.03	(14)				1.18	32.25	Avg:	98.38	
15	15	LIE Kajsa Vickhoff Head	NOR	Int1:	22.70	(13)	11-12:	26.49	(15)	0.28		Sp1:	97.94	(15)
				Int2:	49.19	(13)	12-13:	14.46	(12)	0.52		Sp2:	97.80	(8)
				Int3:	1:03.65	(13)	13-14:	12.03	(16)	0.78		Sp3:	108.58	(9)
				Int4:	1:15.68	(13)	14-Fin:	16.41	(19)	1.03		Sp4:	121.74	(18)
				Fin:	1:32.09	(15)				1.24	33.86	Avg:	98.32	
16	19	MIRADOLI Romane Dynastar	FRA	Int1:	22.76	(18)	11-12:	26.75	(21)	0.34		Sp1:	99.06	(10)
				Int2:	49.51	(20)	12-13:	14.42	(10)	0.84		Sp2:	96.37	(12)
				Int3:	1:03.93	(18)	13-14:	11.99	(13)	1.06		Sp3:	107.89	(12)
				Int4:	1:15.92	(17)	14-Fin:	16.25	(10)	1.27		Sp4:	125.91	(6)
				Fin:	1:32.17	(16)				1.32	36.02	Avg:	98.23	
17	5	STUHEC Ilka Kaestle	SLO	Int1:	22.71	(14)	11-12:	26.47	(13)	0.29		Sp1:	98.30	(14)
				Int2:	49.18	(12)	12-13:	14.65	(18)	0.51		Sp2:	94.01	(17)
				Int3:	1:03.83	(16)	13-14:	12.00	(14)	0.96		Sp3:	106.92	(15)
				Int4:	1:15.83	(16)	14-Fin:	16.38	(17)	1.18		Sp4:	123.13	(16)
				Fin:	1:32.21	(17)				1.36	37.09	Avg:	98.19	
18	20	MOLLIN Allison Head	USA	Int1:	22.93	(21)	11-12:	26.29	(8)	0.51		Sp1:	99.59	(5)
				Int2:	49.22	(15)	12-13:	14.73	(19)	0.55		Sp2:	95.89	(14)
				Int3:	1:03.95	(19)	13-14:	12.07	(19)	1.08		Sp3:	108.74	(6)
				Int4:	1:16.02	(19)	14-Fin:	16.31	(14)	1.37		Sp4:	125.92	(5)
				Fin:	1:32.33	(18)				1.48	40.31	Avg:	98.06	



Lillehammer (NOR)

9th Women's Downhill

SAT 21 MAR 2026

PERFORMANCE ANALYSIS BY RANK

Start Time 12:30

Number of Competitors: 23 Number of NSAs: 9

Rank	Bib	Name <small>Ski</small>	NSA Code	Positions			Partials		Difference		Speed	
				Pos.	Time	Rank	Pos.	Time	Rank	Time	Dist.(m)	Pos.
19	22	SCHMITT Janine <small>Kaestle</small>	SUI	Int1:	22.86	(20)	11-12:	26.47	(13)	0.44		
				Int2:	49.33	(17)	12-13:	14.52	(14)	0.66		
				Int3:	1:03.85	(17)	13-14:	12.10	(22)	0.98		
				Int4:	1:15.95	(18)	14-Fin:	16.39	(18)	1.30		
				Fin:	1:32.34	(19)				1.49	40.58	Avg:
20	23	FLURY Jasmine <small>Kaestle</small>	SUI	Int1:	22.68	(11)	11-12:	26.70	(20)	0.26		Sp1: 97.08 (20)
				Int2:	49.38	(18)	12-13:	14.75	(20)	0.71		Sp2: 97.20 (9)
				Int3:	1:04.13	(20)	13-14:	11.98	(12)	1.26		Sp3: 106.49 (16)
				Int4:	1:16.11	(20)	14-Fin:	16.60	(22)	1.46		Sp4: 122.96 (17)
				Fin:	1:32.71	(20)				1.86	50.46	Avg:
21	3	CURTONI Elena <small>Head</small>	ITA	Int1:	22.76	(18)	11-12:	26.87	(22)	0.34		Sp1: 97.91 (16)
				Int2:	49.63	(21)	12-13:	14.75	(20)	0.96		Sp2: 93.37 (18)
				Int3:	1:04.38	(21)	13-14:	12.09	(20)	1.51		Sp3: 106.24 (18)
				Int4:	1:16.47	(22)	14-Fin:	16.49	(21)	1.82		Sp4: 121.26 (19)
				Fin:	1:32.96	(21)				2.11	57.09	Avg:
22	1	BLANC Malorie <small>Atomic</small>	SUI	Int1:	22.94	(22)	11-12:	27.00	(23)	0.52		Sp1: 97.67 (18)
				Int2:	49.94	(22)	12-13:	14.48	(13)	1.27		Sp2: 96.62 (10)
				Int3:	1:04.42	(22)	13-14:	11.94	(8)	1.55		Sp3: 107.25 (14)
				Int4:	1:16.36	(21)	14-Fin:	16.85	(23)	1.71		Sp4: 123.16 (15)
				Fin:	1:33.21	(22)				2.36	63.68	Avg:
23	2	MONSEN Marte <small>Rossignol</small>	NOR	Int1:	23.50	(23)	11-12:	26.67	(19)	1.08		Sp1: 99.37 (8)
				Int2:	50.17	(23)	12-13:	14.77	(22)	1.50		Sp2: 100.66 (1)
				Int3:	1:04.94	(23)	13-14:	12.17	(23)	2.07		Sp3: 101.23 (20)
				Int4:	1:17.11	(23)	14-Fin:	16.45	(20)	2.46		Sp4: 123.29 (14)
				Fin:	1:33.56	(23)				2.71	72.85	Avg:

Legend:							
Avg	Average	Dist.(m)	Distance in metres	Fin	Finish	Int	Intermediate
Ix	Intermediate x	Pos.	Intermediate or speed position			Sp	Speed trap



AUDI FIS SKI WORLD CUP FINALS 2025/26



Lillehammer (NOR)

9th Women's Downhill

SAT 21 MAR 2026



PERFORMANCE ANALYSIS BY BIB

Start Time 12:30

Number of Competitors: 24 Number of NSAs: 10

Bib	Name Ski	NSA Code	Positions			Partials		Difference		Speed			
			Pos.	Time	Rank	Pos.	Time	Rank	Time	Dist.(m)	Pos.	(km/h)	Rank
1	BLANC Malorie Atomic	SUI	Int1:	22.94	(22)	11-12:	27.00	(23)	0.52		Sp1:	97.67	(18)
			Int2:	49.94	(22)	12-13:	14.48	(13)	1.27		Sp2:	96.62	(10)
			Int3:	1:04.42	(22)	13-14:	11.94	(8)	1.55		Sp3:	107.25	(14)
			Int4:	1:16.36	(21)	14-Fin:	16.85	(23)	1.71		Sp4:	123.16	(15)
			Fin:	1:33.21	(22)				2.36	63.68	Avg:	97.14	
2	MONSEN Marte Rossignol	NOR	Int1:	23.50	(23)	11-12:	26.67	(19)	1.08		Sp1:	99.37	(8)
			Int2:	50.17	(23)	12-13:	14.77	(22)	1.50		Sp2:	100.66	(1)
			Int3:	1:04.94	(23)	13-14:	12.17	(23)	2.07		Sp3:	101.23	(20)
			Int4:	1:17.11	(23)	14-Fin:	16.45	(20)	2.46		Sp4:	123.29	(14)
			Fin:	1:33.56	(23)				2.71	72.85	Avg:	96.77	
3	CURTONI Elena Head	ITA	Int1:	22.76	(18)	11-12:	26.87	(22)	0.34		Sp1:	97.91	(16)
			Int2:	49.63	(21)	12-13:	14.75	(20)	0.96		Sp2:	93.37	(18)
			Int3:	1:04.38	(21)	13-14:	12.09	(20)	1.51		Sp3:	106.24	(18)
			Int4:	1:16.47	(22)	14-Fin:	16.49	(21)	1.82		Sp4:	121.26	(19)
			Fin:	1:32.96	(21)				2.11	57.09	Avg:	97.40	
4	LEDECKA Ester Kaesle	CZE	Int1:	22.65	(9)	11-12:	26.64	(17)	0.23		Sp1:	97.82	(17)
			Int2:	49.29	(16)	12-13:	14.30	(3)	0.62		Sp2:	99.71	(5)
			Int3:	1:03.59	(11)	13-14:	11.86	(6)	0.72		Sp3:	108.03	(11)
			Int4:	1:15.45	(10)	14-Fin:	16.21	(7)	0.80		Sp4:	126.50	(3)
			Fin:	1:31.66	(9)				0.81	22.23	Avg:	98.78	
5	STUHEC Ilka Kaesle	SLO	Int1:	22.71	(14)	11-12:	26.47	(13)	0.29		Sp1:	98.30	(14)
			Int2:	49.18	(12)	12-13:	14.65	(18)	0.51		Sp2:	94.01	(17)
			Int3:	1:03.83	(16)	13-14:	12.00	(14)	0.96		Sp3:	106.92	(15)
			Int4:	1:15.83	(16)	14-Fin:	16.38	(17)	1.18		Sp4:	123.13	(16)
			Fin:	1:32.21	(17)				1.36	37.09	Avg:	98.19	
6	WEIDLE-WINKELMANN Kira Rossignol	GER	Int1:	22.69	(12)	11-12:	26.46	(12)	0.27		Sp1:	99.48	(6)
			Int2:	49.15	(10)	12-13:	14.30	(3)	0.48		Sp2:	93.10	(19)
			Int3:	1:03.45	(7)	13-14:	11.77	(2)	0.58		Sp3:	110.85	(1)
			Int4:	1:15.22	(7)	14-Fin:	15.88	(1)	0.57		Sp4:	126.27	(4)
			Fin:	1:31.10	(3)				0.25	6.90	Avg:	99.39	
7	SUTER Corinne Head	SUI	Int1:	22.42	(1)	11-12:	26.38	(9)	0.00		Sp1:	99.66	(4)
			Int2:	48.80	(6)	12-13:	14.30	(3)	0.13		Sp2:	95.71	(15)
			Int3:	1:03.10	(3)	13-14:	12.04	(18)	0.23		Sp3:	110.16	(4)
			Int4:	1:15.14	(5)	14-Fin:	16.19	(4)	0.49		Sp4:	124.94	(8)
			Fin:	1:31.33	(6)				0.48	13.22	Avg:	99.14	
8	DELAGO Nicol Atomic	ITA	Int1:	22.50	(2)	11-12:	26.28	(7)	0.08		Sp1:	99.22	(9)
			Int2:	48.78	(4)	12-13:	14.35	(6)	0.11		Sp2:	100.28	(2)
			Int3:	1:03.13	(4)	13-14:	11.95	(11)	0.26		Sp3:	106.42	(17)
			Int4:	1:15.08	(3)	14-Fin:	16.28	(13)	0.43		Sp4:	121.14	(20)
			Fin:	1:31.36	(7)				0.51	14.04	Avg:	99.10	



Lillehammer (NOR)



9th Women's Downhill

SAT 21 MAR 2026

PERFORMANCE ANALYSIS BY BIB

Start Time 12:30

Number of Competitors: 24 Number of NSAs: 10

Bib	Name Ski	NSA Code	Positions			Partials		Difference		Speed			
			Pos.	Time	Rank	Pos.	Time	Rank	Time	Dist.(m)	Pos.	(km/h)	Rank
9	GOGGIA Sofia Atomic	ITA	Int1:	22.53	(3)	11-12:	26.19	(3)	0.11		Sp1:	100.33	(1)
			Int2:	48.72	(2)	12-13:	14.78	(23)	0.05		Sp2:	99.47	(6)
			Int3:	1:03.50	(8)	13-14:	11.94	(8)	0.63		Sp3:	108.67	(7)
			Int4:	1:15.44	(9)	14-Fin:	16.22	(8)	0.79		Sp4:	124.00	(11)
			Fin:	1:31.66	(9)				0.81	22.23	Avg:	98.78	
10	JOHNSON Breezy Atomic	USA	Int1:	22.53	(3)	11-12:	26.14	(1)	0.11		Sp1:	100.07	(3)
			Int2:	48.67	(1)	12-13:	14.20	(2)	0.00		Sp2:	100.11	(3)
			Int3:	1:02.87	(1)	13-14:	11.87	(7)	0.00		Sp3:	109.07	(5)
			Int4:	1:14.74	(2)	14-Fin:	16.26	(11)	0.09		Sp4:	125.72	(7)
			Fin:	1:31.00	(2)				0.15	4.15	Avg:	99.49	
11	AICHER Emma Head	GER	Int1:	22.58	(6)	11-12:	26.22	(5)	0.16		Sp1:	98.78	(11)
			Int2:	48.80	(6)	12-13:	14.53	(15)	0.13		Sp2:	95.15	(16)
			Int3:	1:03.33	(6)	13-14:	11.83	(4)	0.46		Sp3:	108.34	(10)
			Int4:	1:15.16	(6)	14-Fin:	16.06	(3)	0.51		Sp4:	124.78	(9)
			Fin:	1:31.22	(5)				0.37	10.20	Avg:	99.25	
12	ORTLIEB Nina Head	AUT	Int1:	22.74	(16)	11-12:	26.64	(17)	0.32		Sp1:	98.47	(13)
			Int2:	49.38	(18)	12-13:	14.41	(9)	0.71		Sp2:	92.38	(20)
			Int3:	1:03.79	(15)	13-14:	11.82	(3)	0.92		Sp3:	110.82	(2)
			Int4:	1:15.61	(11)	14-Fin:	16.32	(15)	0.96		Sp4:	123.93	(12)
			Fin:	1:31.93	(12)				1.08	29.55	Avg:	98.49	
13	HUETTER Cornelia Head	AUT	Int1:	22.67	(10)	11-12:	26.41	(10)	0.25				
			Int2:	49.08	(9)	12-13:	14.45	(11)	0.41				
			Int3:	1:03.53	(9)	13-14:	11.85	(5)	0.66				
			Int4:	1:15.38	(8)	14-Fin:	16.27	(12)	0.73				
			Fin:	1:31.65	(8)				0.80	21.95	Avg:	98.79	
14	PIROVANO Laura Head	ITA	Int1:	22.62	(8)	11-12:	26.17	(2)	0.20		Sp1:	99.40	(7)
			Int2:	48.79	(5)	12-13:	14.19	(1)	0.12		Sp2:	99.36	(7)
			Int3:	1:02.98	(2)	13-14:	11.67	(1)	0.11		Sp3:	110.67	(3)
			Int4:	1:14.65	(1)	14-Fin:	16.20	(6)	0.00		Sp4:	127.15	(2)
			Fin:	1:30.85	(1)				0.00	0.00	Avg:	99.66	
15	LIE Kajsja Vickhoff Head	NOR	Int1:	22.70	(13)	11-12:	26.49	(15)	0.28		Sp1:	97.94	(15)
			Int2:	49.19	(13)	12-13:	14.46	(12)	0.52		Sp2:	97.80	(8)
			Int3:	1:03.65	(13)	13-14:	12.03	(16)	0.78		Sp3:	108.58	(9)
			Int4:	1:15.68	(13)	14-Fin:	16.41	(19)	1.03		Sp4:	121.74	(18)
			Fin:	1:32.09	(15)				1.24	33.86	Avg:	98.32	
16	WILES Jacqueline Rossignol	USA	Int1:	22.75	(17)	11-12:	26.26	(6)	0.33		Sp1:	100.09	(2)
			Int2:	49.01	(8)	12-13:	14.60	(16)	0.34		Sp2:	96.42	(11)
			Int3:	1:03.61	(12)	13-14:	12.09	(20)	0.74		Sp3:	106.16	(19)
			Int4:	1:15.70	(14)	14-Fin:	16.33	(16)	1.05		Sp4:	124.03	(10)
			Fin:	1:32.03	(14)				1.18	32.25	Avg:	98.38	
17	RAEDLER Ariane Head	AUT	Int1:	22.57	(5)	11-12:	26.19	(3)	0.15		Sp1:	98.76	(12)
			Int2:	48.76	(3)	12-13:	14.40	(8)	0.09		Sp2:	99.79	(4)
			Int3:	1:03.16	(5)	13-14:	11.94	(8)	0.29		Sp3:	107.35	(13)
			Int4:	1:15.10	(4)	14-Fin:	16.04	(2)	0.45		Sp4:	123.92	(13)
			Fin:	1:31.14	(4)				0.29	8.00	Avg:	99.34	
18	PUCHNER Mirjam Atomic	AUT	Int1:	22.71	(14)	11-12:	26.44	(11)	0.29				
			Int2:	49.15	(10)	12-13:	14.61	(17)	0.48				
			Int3:	1:03.76	(14)	13-14:	12.00	(14)	0.89				
			Int4:	1:15.76	(15)	14-Fin:	16.22	(8)	1.11				
			Fin:	1:31.98	(13)				1.13	30.90	Avg:	98.43	

Lillehammer (NOR)



9th Women's Downhill

SAT 21 MAR 2026

PERFORMANCE ANALYSIS BY BIB

Start Time 12:30

Number of Competitors: 24 Number of NSAs: 10


Bib	Name Ski	NSA Code	Positions			Partials		Difference		Speed			
			Pos.	Time	Rank	Pos.	Time	Rank	Time	Dist.(m)	Pos.	(km/h)	Rank
19	MIRADOLI Romane Dynastar	FRA	Int1:	22.76	(18)	11-12:	26.75	(21)	0.34		Sp1:	99.06	(10)
			Int2:	49.51	(20)	12-13:	14.42	(10)	0.84		Sp2:	96.37	(12)
			Int3:	1:03.93	(18)	13-14:	11.99	(13)	1.06		Sp3:	107.89	(12)
			Int4:	1:15.92	(17)	14-Fin:	16.25	(10)	1.27		Sp4:	125.91	(6)
			Fin:	1:32.17	(16)				1.32	36.02	Avg:	98.23	
20	MOLLIN Allison Head	USA	Int1:	22.93	(21)	11-12:	26.29	(8)	0.51		Sp1:	99.59	(5)
			Int2:	49.22	(15)	12-13:	14.73	(19)	0.55		Sp2:	95.89	(14)
			Int3:	1:03.95	(19)	13-14:	12.07	(19)	1.08		Sp3:	108.74	(6)
			Int4:	1:16.02	(19)	14-Fin:	16.31	(14)	1.37		Sp4:	125.92	(5)
			Fin:	1:32.33	(18)				1.48	40.31	Avg:	98.06	
21	ROBINSON Alice Salomon	NZL	Int1:			11-12:							
			Int2:			12-13:							
			Int3:			13-14:							
			Int4:			14-Fin:							
			Fin:	DNS								Avg:	
22	SCHMITT Janine Kaestle	SUI	Int1:	22.86	(20)	11-12:	26.47	(13)	0.44				
			Int2:	49.33	(17)	12-13:	14.52	(14)	0.66				
			Int3:	1:03.85	(17)	13-14:	12.10	(22)	0.98				
			Int4:	1:15.95	(18)	14-Fin:	16.39	(18)	1.30				
			Fin:	1:32.34	(19)				1.49	40.58	Avg:	98.05	
23	FLURY Jasmine Kaestle	SUI	Int1:	22.68	(11)	11-12:	26.70	(20)	0.26		Sp1:	97.08	(20)
			Int2:	49.38	(18)	12-13:	14.75	(20)	0.71		Sp2:	97.20	(9)
			Int3:	1:04.13	(20)	13-14:	11.98	(12)	1.26		Sp3:	106.49	(16)
			Int4:	1:16.11	(20)	14-Fin:	16.60	(22)	1.46		Sp4:	122.96	(17)
			Fin:	1:32.71	(20)				1.86	50.46	Avg:	97.66	
24	DELAGO Nadia Atomic	ITA	Int1:	22.61	(7)	11-12:	26.60	(16)	0.19		Sp1:	97.34	(19)
			Int2:	49.21	(14)	12-13:	14.37	(7)	0.54		Sp2:	96.14	(13)
			Int3:	1:03.58	(10)	13-14:	12.03	(16)	0.71		Sp3:	108.61	(8)
			Int4:	1:15.61	(11)	14-Fin:	16.19	(4)	0.96		Sp4:	128.13	(1)
			Fin:	1:31.80	(11)				0.95	26.03	Avg:	98.63	

Legend:		Dist.(m)	DNS	Fin
Avg	Average	Distance in metres	Did Not Start	Finish
Int	Intermediate	ix	Intermediate or speed position	
Sp	Speed trap			



Lillehammer (NOR)


9th Women's Downhill

FIS WORLD CUP STANDINGS


Number of Competitors: 52, Number of NSAs: 12


Rank	FIS Code	Name	NSA Code	1	2	3	4	5	6	7	8	9	WC Points	Diff.
1	299624	PIROVANO Laura	ITA	32	40	45	50	40	29	100	100	100	536	
2	507168	AICHER Emma	GER	45	100	26	40	45	50	80	22	45	453	83
3	6535455	JOHNSON Breezy	USA	16	50	36	36	40	45	60	50	80	413	123
4	206668	WEIDLE-WINKELMANN Kira	GER	32	18	80	22	80	24	50	45	60	411	125
5	537544	VONN Lindsey	USA	100	80	60	100	60	-	-	-	-	400	136
6	56128	HUETTER Cornelia	AUT	40	15	100	11	13	40	45	80	32	376	160
7	298323	GOGGIA Sofia	ITA	50	60	32	14	24	60	14	24	29	307	229
8	299466	DELAGO Nicol	ITA	22	-	29	29	100	15	12	29	36	272	264
9	56328	ORTLIEB Nina	AUT	26	32	24	-	50	80	24	-	22	258	278
10	426257	LIE Kajsa Vickhoff	NOR	12	13	18	80	18	36	29	36	16	258	278
11	516319	SUTER Corinne	SUI	-	-	-	9	16	100	32	60	40	257	279
12	56256	RAEDLER Ariane	AUT	24	26	15	7	11	18	40	40	50	231	305
13	539536	WILES Jacqueline	USA	13	11	16	60	20	32	24	16	18	210	326
14	155763	LEDECKA Ester	CZE	9	14	40	26	15	26	18	32	29	209	327
15	565360	STUHEC Ilka	SLO	18	22	50	15	32	16	36	18	-	207	329
16	56125	PUCHNER Mirjam	AUT	60	45	11	2	24	20	9	2	20	193	343
17	197497	MIRADOLI Romane	FRA	40	16	22	32	14	22	12	15	-	173	363
18	56551	EGGER Magdalena	AUT	80	36	7	-	-	-	-	-	-	123	413
19	426324	MONSEN Marte	NOR	-	29	20	-	29	-	13	29	-	120	416
20	299630	DELAGO Nadia	ITA	-	-	6	13	26	8	15	14	24	106	430
21	297910	CURTONI Elena	ITA	-	3	14	26	7	13	26	5	-	94	442
22	6537228	MOLLIN Allison	USA	4	9	9	18	12	10	20	10	-	92	444
23	516766	BLANC Malorie	SUI	20	12	5	20	1	14	6	7	-	85	451
24	516611	SCHMITT Janine	SUI	8	-	-	45	10	-	4	5	-	72	464
25	516248	FLURY Jasmine	SUI	1	24	13	-	1	-	10	22	-	71	465
26	6535791	WRIGHT Isabella	USA	15	20	-	-	2	-	-	11	-	48	488
27	6536213	CASHMAN Keely	USA	7	10	3	13	-	9	-	-	-	42	494
28	299383	MELESI Roberta	ITA	6	7	-	-	-	-	16	8	-	37	499
29	56417	FEST Nadine	AUT	-	1	-	7	-	12	-	12	-	32	504
30	516705	DURRER Delia	SUI	-	6	13	-	3	1	6	-	-	29	507
31	197956	CERUTTI Camille	FRA	-	2	-	10	-	3	3	9	-	27	509
32	6535807	CUTLER Haley	USA	11	-	4	-	8	-	-	3	-	26	510
33	197641	GAUCHE Laura	FRA	-	5	-	16	-	-	-	1	-	22	514
34	516753	GROB Stefanie	SUI	-	-	-	-	-	-	8	13	-	21	515
35	56174	HAASER Ricarda	AUT	-	-	-	-	9	12	-	-	-	21	515
36	415232	ROBINSON Alice	NZL	2	-	10	5	-	4	-	-	-	21	515
37	516219	MING-NUFER Priska	SUI	-	8	-	-	5	6	-	-	-	19	517
38	56519	WECHNER Lena	AUT	11	-	-	-	-	5	-	-	-	16	520
39	516394	SUTER Jasmina	SUI	15	-	-	-	-	-	-	-	-	15	521
40	6296280	THALER Sara	ITA	-	-	-	8	-	-	-	6	-	14	522
41	56258	AGER Christina	AUT	4	-	2	-	4	-	-	-	-	10	526
42	516799	MATHIS Jasmin	SUI	-	-	-	-	-	8	-	-	-	8	528
43	107613	GRENIER Valerie	CAN	-	-	8	-	-	-	-	-	-	8	528
44	516185	HAEHLEN Joana	SUI	-	5	1	-	-	2	-	-	-	8	528
45	6537025	BOCOCK Mary	USA	-	-	-	-	-	-	7	-	-	7	529
46	56491	SCHOEPF Emily	AUT	-	-	-	-	6	-	-	-	-	6	530
47	25210	MORENO Cande	AND	5	-	-	-	-	-	-	-	-	5	531
48	426323	WEMBSTAD Inni Holm	NOR	-	-	-	4	-	-	-	-	-	4	532
49	56610	SPIELBERGER Carmen	AUT	-	-	-	3	-	-	-	-	-	3	533
50	6535765	MANGAN Tricia	USA	-	-	-	-	-	-	2	-	-	2	534
51	299363	ZENERE Asja	ITA	-	-	-	-	-	-	1	-	-	1	535

Lillehammer (NOR)



9th Women's Downhill

FIS WORLD CUP STANDINGS



Number of Competitors: 52, Number of NSAs: 12

Rank	FIS Code	Name	NSA Code	Event									WC Points	Diff.
				1	2	3	4	5	6	7	8	9		
52	56678	ZEGG Leonie	AUT	-	-	-	1	-	-	-	-	-	1	535

Legend:	-	No points	Diff.	Difference	WC	World Cup
----------------	---	-----------	-------	------------	----	-----------

Lillehammer (NOR)


9th Women's Downhill

OVERALL FIS WORLD CUP STANDINGS

Number of Competitors: 141, Number of NSAs: 22

Rank	FIS Code	Name	NSA Code	WC Points	Diff.	DH 9 races	SL 9 races	GS 9 races	SG 7 races
1	6535237	SHIFFRIN Mikaela	USA	1286		-	880 (1)	398 (4)	8 (45)
2	507168	AICHER Emma	GER	1191	95	453 (2)	321 (7)	113 (17)	304 (3)
3	516562	RAST Camille	SUI	989	297	-	518 (2)	471 (2)	-
4	298323	GOGGIA Sofia	ITA	882	404	307 (7)	-	126 (16)	449 (1)
5	415232	ROBINSON Alice	NZL	779	507	21 (36)	-	372 (6)	386 (2)
6	539909	MOLTZAN Paula	USA	739	547	-	347 (5)	392 (5)	-
7	299624	PIROVANO Laura	ITA	725	561	536 (1)	-	8 (51)	181 (11)
8	56416	SCHEIB Julia	AUT	672	614	-	-	660 (1)	12 (40)
9	506399	HECTOR Sara	SWE	606	680	-	177 (10)	429 (3)	-
10	537544	VONN Lindsey	USA	590	696	400 (5)	-	-	190 (10)
11	206668	WEIDLE-WINKELMANN Kira	GER	580	706	411 (4)	-	-	169 (12)
12	426257	LIE Kajsa Vickhoff	NOR	577	709	258 (10)	-	30 (38)	289 (4)
13	56128	HUETTER Cornelia	AUT	575	711	376 (6)	-	-	199 (9)
14	805009	COLTURI Lara	ALB	535	751	-	344 (6)	191 (11)	-
15	516280	HOLDENER Wendy	SUI	500	786	-	418 (3)	82 (24)	-
16	6535455	JOHNSON Breezy	USA	487	799	413 (3)	-	-	74 (22)
17	155763	LEDECKA Ester	CZE	453	833	209 (14)	-	-	244 (6)
18	197497	MIRADOLI Romane	FRA	433	853	173 (17)	-	-	260 (5)
19	206355	DUERR Lena	GER	403	883	-	246 (9)	157 (15)	-
20	516319	SUTER Corinne	SUI	402	884	257 (11)	-	-	145 (14)
21	56315	TRUPPE Katharina	AUT	391	895	-	391 (4)	-	-
22	56328	ORTLIEB Nina	AUT	360	926	258 (9)	-	-	102 (19)
23	56256	RAEDLER Ariane	AUT	340	946	231 (12)	-	-	109 (18)
24	6295075	DELLA MEA Lara	ITA	335	951	-	139 (14)	196 (10)	-
25	297910	CURTONI Elena	ITA	328	958	94 (21)	-	-	234 (7)
26	385116	LJUTIC Zrinka	CRO	326	960	-	79 (23)	247 (8)	-
27	516766	BLANC Malorie	SUI	318	968	85 (23)	-	-	233 (8)
28	565360	STUHEC Ilka	SLO	293	993	207 (15)	-	-	86 (21)
29	299466	DELAGO Nicol	ITA	287	999	272 (8)	-	-	15 (38)
30	56125	PUCHNER Mirjam	AUT	285	1001	193 (16)	-	-	92 (20)
31	107613	GRENIER Valerie	CAN	284	1002	8 (43)	-	212 (9)	64 (25)
32	426193	STJERNESUND Th.	NOR	281	1005	-	25 (38)	256 (7)	-
33	506146	SWENN LARSSON Anna	SWE	264	1022	-	264 (8)	-	-
34	539536	WILES Jacqueline	USA	236	1050	210 (13)	-	-	26 (33)
35	6535773	O BRIEN Nina	USA	220	1066	-	37 (31)	183 (13)	-
36	6536213	CASHMAN Keely	USA	193	1093	42 (27)	-	-	151 (13)
37	435334	GASIENICA-DANI.	POL	191	1095	-	-	189 (12)	2 (52)
38	56388	LIENSBERGER Katharina	AUT	189	1097	-	116 (16)	73 (27)	-
39	299383	MELESI Roberta	ITA	174	1112	37 (28)	-	-	137 (16)
40	299363	ZENERE Asja	ITA	173	1113	1 (51)	-	105 (19)	67 (24)
41	108461	RICHARDSON Britt	CAN	163	1123	-	-	163 (14)	-
42	197641	GAUCHE Laura	FRA	162	1124	22 (33)	-	-	140 (15)
43	507325	OEHLUND Cornelia	SWE	161	1125	-	161 (11)	-	-
43	198164	CHEVRIER Marion	FRA	161	1125	-	161 (11)	-	-
45	197956	CERUTTI Camille	FRA	158	1128	27 (31)	-	2 (58)	129 (17)
46	555072	GERMANE Dzenifera	LAT	156	1130	-	156 (13)	-	-
47	56551	EGGER Magdalena	AUT	152	1134	123 (18)	-	-	29 (32)
48	6536392	HURT A J	USA	135	1151	-	38 (30)	97 (21)	-
49	56253	HUBER Katharina	AUT	134	1152	-	134 (15)	-	-
50	426324	MONSEN Marte	NOR	132	1154	120 (19)	-	-	12 (40)
51	507109	ARONSSON ELFMAN Hanna	SWE	126	1160	-	100 (20)	26 (40)	-
52	426100	HOLTMANN Mina Fuerst	NOR	124	1162	-	20 (42)	104 (20)	-
53	56217	BRUNNER Stephanie	AUT	122	1164	-	-	110 (18)	12 (40)
54	516553	CHRISTEN Eliane	SUI	115	1171	-	115 (17)	-	-
55	56367	GALLHUBER Katharina	AUT	114	1172	-	114 (18)	-	-
56	197616	ALPHAND Estelle	SWE	109	1177	-	32 (35)	77 (25)	-
57	299630	DELAGO Nadia	ITA	108	1178	106 (20)	-	-	2 (52)
58	516528	MEILLARD Melanie	SUI	104	1182	-	104 (19)	-	-
58	6537228	MOLLIN Allison	USA	104	1182	92 (22)	-	-	12 (40)
60	297601	BRIGNONE Federica	ITA	101	1185	-	-	40 (34)	61 (26)
61	107427	ST-GERMAIN Laurence	CAN	91	1195	-	91 (21)	-	-
62	516611	SCHMITT Janine	SUI	89	1197	72 (24)	-	-	17 (35)
62	56417	FEST Nadine	AUT	89	1197	32 (29)	-	-	57 (27)
64	565401	BUCIK JOGAN Ana	SLO	86	1200	-	63 (26)	23 (41)	-

Lillehammer (NOR)


9th Women's Downhill

OVERALL FIS WORLD CUP STANDINGS

Number of Competitors: 141, Number of NSAs: 22

Rank	FIS Code	Name	NSA Code	WC Points	Diff.	DH 9 races	SL 9 races	GS 9 races	SG 7 races
65	516407	KASPER Vanessa	SUI	85	1201	-	-	85 (22)	-
65	56517	ASTNER Nina	AUT	85	1201	-	-	85 (22)	-
67	198253	McFARLANE Caitlin	FRA	82	1204	-	82 (22)	-	-
68	6537025	BOCOCK Mary	USA	81	1205	7 (45)	-	-	74 (22)
69	516248	FLURY Jasmine	SUI	80	1206	71 (25)	-	-	9 (44)
70	197651	DIREZ Clara	FRA	74	1212	-	-	74 (26)	-
70	516753	GROB Stefanie	SUI	74	1212	21 (34)	-	14 (47)	39 (31)
72	516813	PILLER Sue	SUI	73	1213	-	-	73 (27)	-
72	198176	LAMURE Marie	FRA	73	1213	-	73 (24)	-	-
72	56174	HAASER Ricarda	AUT	73	1213	21 (35)	-	35 (37)	17 (35)
75	299699	PETERLINI Martina	ITA	72	1214	-	72 (25)	-	-
75	56550	HOERHAGER Lisa	AUT	72	1214	-	60 (27)	12 (48)	-
77	516394	SUTER Jasmina	SUI	61	1225	15 (39)	-	-	46 (28)
77	56392	GRITSCH Franziska	AUT	61	1225	-	14 (45)	47 (32)	-
79	516138	GUT-BEHRAMI Lara	SUI	60	1226	-	-	60 (29)	-
79	426486	SYLVESTER-DAVIK	NOR	60	1226	-	-	60 (29)	-
81	56664	FALCH Natalie	AUT	56	1230	-	56 (28)	-	-
82	6537468	BOCOCK Elisabeth	USA	53	1233	-	1 (61)	52 (31)	-
82	6535791	WRIGHT Isabella	USA	53	1233	48 (26)	-	-	5 (48)
84	516185	HAEHLEN Joana	SUI	50	1236	8 (44)	-	-	42 (29)
85	307493	ANDO Asa	JPN	49	1237	-	49 (29)	-	-
86	507011	LOEVBLUM Hilma	SWE	45	1241	-	-	45 (33)	-
87	6535765	MANGAN Tricia	USA	43	1243	2 (50)	-	-	41 (30)
88	565491	DVORNIK Neja	SLO	41	1245	-	36 (32)	5 (56)	-
88	6535807	CUTLER Haley	USA	41	1245	26 (32)	-	-	15 (38)
90	6295352	GHISALBERTI Ilaria	ITA	38	1248	-	-	38 (35)	-
91	108077	GRAY Cassidy	CAN	37	1249	-	-	37 (36)	-
92	516705	DURRER Delia	SUI	36	1250	29 (30)	-	-	7 (46)
93	155728	DUBOVSKA Martina	CZE	34	1252	-	34 (33)	-	-
94	6296281	MONDINELLI Emilia	ITA	33	1253	-	33 (34)	-	-
95	516722	BRAENDLI Anuk	SUI	32	1254	-	32 (35)	-	-
96	405172	WESTHOFF Bianca Bakke	NOR	31	1255	-	31 (37)	-	-
97	198016	ESCANE Doriana	FRA	29	1257	-	8 (52)	21 (43)	-
98	206793	DORIGO Fabiana	GER	28	1258	-	-	28 (39)	-
99	107747	SMART Amelia	CAN	25	1261	-	25 (38)	-	-
100	516619	HOEPLI Aline	SUI	24	1262	-	24 (40)	-	-
101	6536171	HENSIEN Katie	USA	22	1264	-	-	22 (42)	-
101	516219	MING-NUFER Priska	SUI	22	1264	19 (37)	-	-	3 (50)
103	516504	DANIOTH Aline	SUI	21	1265	-	21 (41)	-	-
103	185475	PYKALAINEN Erika	FIN	21	1265	-	-	21 (43)	-
103	6295356	ALLEMAND Sara	ITA	21	1265	-	-	-	21 (34)
106	6537254	MORITZ Liv	USA	20	1266	-	20 (42)	-	-
106	516895	ALLENBACH Dania	SUI	20	1266	-	-	20 (45)	-
108	507258	NYBERG Sophie	SWE	18	1268	-	-	18 (46)	-
108	6296299	VALLERIANI Giulia	ITA	18	1268	-	18 (44)	-	-
108	6296280	THALER Sara	ITA	18	1268	14 (40)	-	-	4 (49)
111	56519	WECHNER Lena	AUT	16	1270	16 (38)	-	-	-
111	715171	MUZAFERIJA Elvedina	BIH	16	1270	-	-	-	16 (37)
113	25218	MIJARES RUF Carla	AND	13	1273	-	13 (46)	-	-
114	6295835	PAZZAGLIA Alice	ITA	12	1274	-	-	12 (48)	-
115	56258	AGER Christina	AUT	11	1275	10 (41)	-	-	1 (54)
116	516530	GOOD Nicole	SUI	10	1276	-	10 (47)	-	-
116	107798	NULLMEYER Ali	CAN	10	1276	-	10 (47)	-	-
116	108336	LAMONTAGNE Justine	CAN	10	1276	-	5 (56)	5 (56)	-
119	56673	OLIVIER Victoria	AUT	9	1277	-	-	9 (50)	-
119	355061	HILZINGER Jessica	GER	9	1277	-	9 (49)	-	-
119	307813	MAEDA Chisaka	JPN	9	1277	-	9 (49)	-	-
119	385096	POPOVIC Leona	CRO	9	1277	-	9 (49)	-	-
123	516799	MATHIS Jasmin	SUI	8	1278	8 (42)	-	-	-
123	6296778	COLLOMB Giorgia	ITA	8	1278	-	-	8 (51)	-
123	565488	TOMSIC Nika	SLO	8	1278	-	8 (52)	-	-
123	25210	MORENO Cande	AND	8	1278	5 (47)	-	-	3 (50)
127	198411	MEYER Garance	FRA	7	1279	-	-	-	7 (46)
127	207023	FRITZ Jana	GER	7	1279	-	-	7 (53)	-

Lillehammer (NOR)


9th Women's Downhill

OVERALL FIS WORLD CUP STANDINGS

Number of Competitors: 141, Number of NSAs: 22

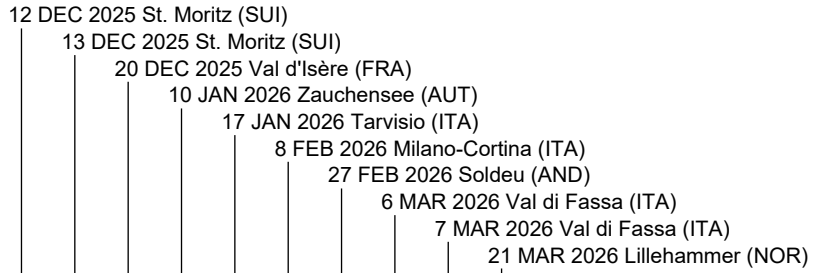
Rank	FIS Code	Name	NSA Code	WC Points	Diff.	DH 9 races	SL 9 races	GS 9 races	SG 7 races
127	516268	WILD Simone	SUI	7	1279	-	-	7 (53)	-
130	56491	SCHOEPF Emily	AUT	6	1280	6 (46)	-	-	-
130	56669	BUERGLER Viktoria	AUT	6	1280	-	-	6 (55)	-
130	507297	LANDSTROEM Moa	SWE	6	1280	-	6 (54)	-	-
130	245084	TOTH Zita	HUN	6	1280	-	6 (54)	-	-
134	6296075	SOLA Beatrice	ITA	5	1281	-	5 (56)	-	-
135	426323	WEMBSTAD Inni Holm	NOR	4	1282	4 (48)	-	-	-
136	185493	POHJOLAINEN Rosa	FIN	3	1283	-	3 (58)	-	-
136	56610	SPIELBERGER Carmen	AUT	3	1283	3 (49)	-	-	-
136	285021	SZOLLOS Noa	ISR	3	1283	-	3 (58)	-	-
139	56709	RAICH Leonie	AUT	2	1284	-	2 (60)	-	-
140	56509	GRILL Lisa	AUT	1	1285	-	-	-	1 (54)
140	56678	ZEGG Leonie	AUT	1	1285	1 (52)	-	-	-

Legend:		DH	Downhill	Diff.	Difference	GS	Giant Slalom
-	No points	SL	Slalom	WC	World Cup		
SG	Super-G						

Lillehammer (NOR)

9th Women's Downhill

FIS WCSL LIST



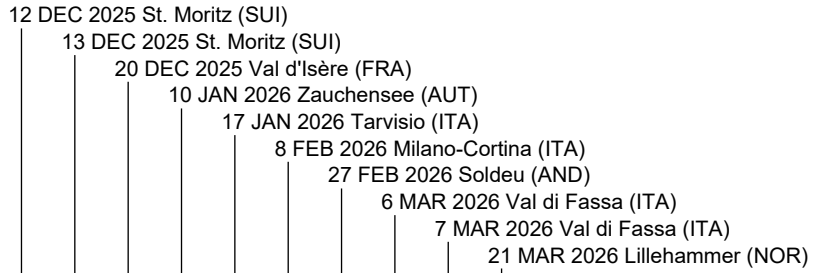
Number of Competitors: 53, Number of NSAs: 12

Rank	FIS Code	Name	NSA Code	1	2	3	4	5	6	7	8	9	10	Base	- X	+ Y =	WCSL-DH
1	299624	PIROVANO Laura	ITA	32	40	45	50	40	40	29	100	100	100	229	229	576	576
2	507168	AICHER Emma	GER	45	100	26	40	45	80	50	80	22	45	220	220	533	533
3	6535455	JOHNSON Breezy	USA	16	50	36	36	40	100	45	60	50	80	289	289	513	513
4	206668	WEIDLE-WINKELMANN Kira	GER	32	18	80	22	80	29	24	50	45	60	113	113	440	440
5	56128	HUETTER Cornelia	AUT	40	15	100	11	13	50	40	45	80	32	418	418	426	426
6	537544	VONN Lindsey	USA	100	80	60	100	60	-	-	-	-	-	102	102	400	400
7	298323	GOGGIA Sofia	ITA	50	60	32	14	24	60	60	14	24	29	350	350	367	367
8	299466	DELAGO Nicol	ITA	22	-	29	29	100	24	15	12	29	36	89	89	296	296
9	426257	LIE Kajsa Vickhoff	NOR	12	13	18	80	18	36	36	29	36	16	186	186	294	294
10	516319	SUTER Corinne	SUI	-	-	-	9	16	18	100	32	60	40	214	214	275	275
11	56256	RAEDLER Ariane	AUT	24	26	15	7	11	32	18	40	40	50	106	106	263	263
12	539536	WILES Jacqueline	USA	13	11	16	60	20	50	32	24	16	18	112	112	260	260
13	56328	ORTLIEB Nina	AUT	26	32	24	-	50	-	80	24	-	22	54	54	258	258
14	565360	STUHEC Ilka	SLO	18	22	50	15	32	16	16	36	18	-	158	158	223	223
15	56125	PUCHNER Mirjam	AUT	60	45	11	2	24	24	20	9	2	20	187	187	217	217
16	155763	LEDECKA Ester	CZE	9	14	40	26	15	-	26	18	32	29	243	243	209	209
17	197497	MIRADOLI Romane	FRA	40	16	22	32	14	-	22	12	15	-	36	36	173	173
18	56551	EGGER Magdalena	AUT	80	36	7	-	-	-	-	-	-	-	24	24	123	123
19	426324	MONSEN Marte	NOR	-	29	20	-	29	-	-	13	29	-	75	75	120	120
20	299630	DELAGO Nadia	ITA	-	-	6	13	26	-	8	15	14	24	54	54	106	106
21	297910	CURTONI Elena	ITA	-	3	14	26	7	-	13	26	5	-	46	46	94	94
22	6537228	MOLLIN Allison	USA	4	9	9	18	12	-	10	20	10	-	-	-	92	92
23	516766	BLANC Malorie	SUI	20	12	5	20	1	-	14	6	7	-	89	89	85	85
24	516611	SCHMITT Janine	SUI	8	-	-	45	10	-	-	4	5	-	20	20	72	72
25	516248	FLURY Jasmine	SUI	1	24	13	-	1	-	-	10	22	-	186	186	71	71
26	6535791	WRIGHT Isabella	USA	15	20	-	-	2	-	-	-	11	-	8	8	48	48
27	197641	GAUCHE Laura	FRA	-	5	-	16	-	20	-	-	1	-	55	55	42	42
27	6536213	CASHMAN Keely	USA	7	10	3	13	-	-	9	-	-	-	3	3	42	42
29	299383	MELESI Roberta	ITA	6	7	-	-	-	-	-	16	8	-	13	13	37	37
30	56417	FEST Nadine	AUT	-	1	-	7	-	-	12	-	12	-	19	19	32	32
31	516705	DURRER Delia	SUI	-	6	13	-	3	-	1	6	-	-	36	36	29	29
32	197956	CERUTTI Camille	FRA	-	2	-	10	-	-	3	3	9	-	-	-	27	27
33	297601	BRIGNONE Federica	ITA	-	-	-	-	-	26	-	-	-	-	410	410	26	26
33	6535807	CUTLER Haley	USA	11	-	4	-	8	-	-	-	3	-	1	1	26	26
35	516753	GROB Stefanie	SUI	-	-	-	-	-	-	-	8	13	-	-	-	21	21
35	56174	HAASER Ricarda	AUT	-	-	-	-	9	-	12	-	-	-	53	53	21	21
35	415232	ROBINSON Alice	NZL	2	-	10	5	-	-	4	-	-	-	4	4	21	21
38	516219	MING-NUFER Priska	SUI	-	8	-	-	5	-	6	-	-	-	50	50	19	19
39	56519	WECHNER Lena	AUT	11	-	-	-	-	-	5	-	-	-	-	-	16	16
40	516394	SUTER Jasmina	SUI	15	-	-	-	-	-	-	-	-	-	15	15	15	15
41	6296280	THALER Sara	ITA	-	-	-	8	-	-	-	-	6	-	1	1	14	14
42	56258	AGER Christina	AUT	4	-	2	-	4	-	-	-	-	-	54	54	10	10
43	516799	MATHIS Jasmin	SUI	-	-	-	-	-	-	8	-	-	-	-	-	8	8
43	107613	GRENIER Valerie	CAN	-	-	8	-	-	-	-	-	-	-	10	10	8	8
43	516185	HAEHLEN Joana	SUI	-	5	1	-	-	-	2	-	-	-	1	1	8	8
46	6537025	BOCOCK Mary	USA	-	-	-	-	-	-	-	7	-	-	-	-	7	7
47	56491	SCHOEPP Emily	AUT	-	-	-	-	6	-	-	-	-	-	-	-	6	6
48	25210	MORENO Candee	AND	5	-	-	-	-	-	-	-	-	-	-	-	5	5
49	426323	WEMBSTAD Inni Holm	NOR	-	-	-	4	-	-	-	-	-	-	-	-	4	4
50	56610	SPIELBERGER Carmen	AUT	-	-	-	3	-	-	-	-	-	-	-	-	3	3

Lillehammer (NOR)



9th Women's Downhill
FIS WCSL LIST



Number of Competitors: 53, Number of NSAs: 12

Rank	FIS Code	Name	NSA Code	1	2	3	4	5	6	7	8	9	10	Base	- X	+ Y =	WCSL-DH
51	6535765	MANGAN Tricia	USA	-	-	-	-	-	-	-	2	-	-	-	-	2	2
52	299363	ZENERE Asja	ITA	-	-	-	-	-	-	-	1	-	-	-	-	1	1
52	56678	ZEGG Leonie	AUT	-	-	-	1	-	-	-	-	-	-	-	-	1	1

Number of Competitors per NSA in the top 60

AND:	1	AUT:	12	CAN:	1	CZE:	1	FRA:	3	GER:	2
ITA:	9	NOR:	3	NZL:	1	SLO:	1	SUI:	10	USA:	9

Legend:

-	No points	Base	Last season FIS World Cup Start List points
WCSL-DH	FIS World Cup Start List points for Downhill		
X	(Base/number of planned races in the current season) *(number of completed races in the current season)		
Y	FIS World Cup points won in the current season		

Lillehammer (NOR)


9th Women's Downhill

OVERALL FIS WCSL LIST

Number of Competitors: 158, Number of NSAs: 23

Rank	FIS Code	Name	NSA Code	WCSL	Diff.	DH 10 races	SL 10 races	GS 10 races	SG 8 races
1	6535237	SHIFFRIN Mikaela	USA	1463		-	1028 (1)	427 (6)	8 (51)
2	507168	AICHER Emma	GER	1342	121	533 (2)	364 (7)	115 (21)	330 (5)
3	516562	RAST Camille	SUI	1169	294	-	652 (2)	517 (3)	-
4	298323	GOGGIA Sofia	ITA	1035	428	367 (7)	-	162 (17)	506 (1)
5	415232	ROBINSON Alice	NZL	920	543	21 (35)	-	459 (4)	440 (2)
6	539909	MOLTZAN Paula	USA	846	617	-	407 (5)	439 (5)	-
7	299624	PIROVANO Laura	ITA	832	631	576 (1)	-	8 (55)	248 (10)
8	506399	HECTOR Sara	SWE	758	705	-	205 (10)	553 (2)	-
9	56416	SCHEIB Julia	AUT	742	721	-	-	729 (1)	13 (45)
10	56128	HUETTER Cornelia	AUT	716	747	426 (5)	-	-	290 (7)
11	426257	LIE Kajsa Vickhoff	NOR	706	757	294 (9)	-	36 (38)	376 (3)
12	805009	COLTURI Lara	ALB	624	839	-	395 (6)	229 (12)	-
12	206668	WEIDLE-WINKELMANN Kira	GER	624	839	440 (4)	-	-	184 (15)
14	537544	VONN Lindsey	USA	613	850	400 (6)	-	-	213 (12)
14	516280	HOLDNER Wendy	SUI	613	850	-	518 (3)	95 (24)	-
16	6535455	JOHNSON Breezy	USA	590	873	513 (3)	-	-	77 (23)
17	197497	MIRADOLI Romane	FRA	542	921	173 (17)	-	-	369 (4)
18	206355	DUERR Lena	GER	487	976	-	292 (9)	195 (15)	-
19	155763	LEDECKA Ester	CZE	478	985	209 (16)	-	-	269 (8)
20	516319	SUTER Corinne	SUI	474	989	275 (10)	-	-	199 (13)
21	297601	BRIGNONE Federica	ITA	468	995	26 (33)	-	202 (14)	240 (11)
22	56315	TRUPPE Katharina	AUT	461	1002	-	461 (4)	-	-
23	56256	RAEDLER Ariane	AUT	448	1015	263 (11)	-	-	185 (14)
24	6295075	DELLA MEA Lara	ITA	416	1047	-	166 (15)	250 (9)	-
25	385116	LJUTIC Zrinka	CRO	406	1057	-	131 (18)	275 (8)	-
26	426193	STJERNESUND Th.	NOR	402	1061	-	27 (41)	375 (7)	-
27	297910	CURTONI Elena	ITA	399	1064	94 (21)	-	-	305 (6)
28	56328	ORTLIEB Nina	AUT	360	1103	258 (13)	-	-	102 (21)
29	506146	SWENN LARSSON Anna	SWE	356	1107	-	356 (8)	-	-
30	516766	BLANC Malorie	SUI	354	1109	85 (23)	-	-	269 (8)
31	107613	GRENIER Valerie	CAN	327	1136	8 (43)	-	249 (10)	70 (26)
32	56125	PUCHNER Mirjam	AUT	321	1142	217 (15)	-	-	104 (20)
33	565360	STUHEC Ilka	SLO	317	1146	223 (14)	-	-	94 (22)
34	299466	DELAGO Nicol	ITA	313	1150	296 (8)	-	-	17 (43)
35	539536	WILES Jacqueline	USA	307	1156	260 (12)	-	-	47 (31)
36	56388	LIENSBERGER Katharina	AUT	248	1215	-	168 (13)	80 (28)	-
37	6535773	O BRIEN Nina	USA	241	1222	-	38 (32)	203 (13)	-
38	435334	GASIENICA-DANI.	POL	240	1223	-	-	237 (11)	3 (59)
39	6536213	CASHMAN Keely	USA	216	1247	42 (27)	-	-	174 (16)
40	197641	GAUCHE Laura	FRA	214	1249	42 (27)	-	-	172 (17)
41	299363	ZENERE Asja	ITA	197	1266	1 (52)	-	127 (19)	69 (27)
42	197956	CERUTTI Camille	FRA	194	1269	27 (32)	-	2 (61)	165 (18)
43	56253	HUBER Katharina	AUT	193	1270	-	193 (11)	-	-
44	426100	HOLTMANN Mina Fuerst	NOR	191	1272	-	35 (34)	156 (18)	-
45	299383	MELESI Roberta	ITA	186	1277	37 (29)	-	1 (64)	148 (19)
46	507325	OEHLUND Cornelia	SWE	177	1286	-	177 (12)	-	-
47	516138	GUT-BEHRAMI Lara	SUI	175	1288	-	-	98 (23)	77 (23)
47	108461	RICHARDSON Britt	CAN	175	1288	-	-	175 (16)	-
49	516528	MEILLARD Melanie	SUI	168	1295	-	168 (13)	-	-
50	198164	CHEVRIER Marion	FRA	166	1297	-	166 (15)	-	-
51	555072	GERMANE Dzenifera	LAT	160	1303	-	160 (17)	-	-
52	6536392	HURT A J	USA	155	1308	-	42 (31)	113 (22)	-
53	56551	EGGER Magdalena	AUT	154	1309	123 (18)	-	-	31 (36)
54	507109	ARONSSON ELFMAN Hanna	SWE	135	1328	-	109 (22)	26 (42)	-
55	426324	MONSEN Marte	NOR	133	1330	120 (19)	-	-	13 (45)
56	56217	BRUNNER Stephanie	AUT	132	1331	-	-	120 (20)	12 (47)
57	107427	ST-GERMAIN Laurence	CAN	124	1339	-	124 (19)	-	-
58	197616	ALPHAND Estelle	SWE	122	1341	-	35 (34)	87 (25)	-
59	516553	CHRISTEN Eliane	SUI	119	1344	-	119 (20)	-	-
60	56367	GALLHUBER Katharina	AUT	118	1345	-	118 (21)	-	-
61	198253	McFARLANE Caitlin	FRA	109	1354	-	109 (22)	-	-
62	299630	DELAGO Nadia	ITA	108	1355	106 (20)	-	-	2 (61)
63	6537228	MOLLIN Allison	USA	104	1359	92 (22)	-	-	12 (47)
64	299699	PETERLINI Martina	ITA	100	1363	-	100 (24)	-	-

Lillehammer (NOR)
**9th Women's Downhill
OVERALL FIS WCSL LIST**

Number of Competitors: 158, Number of NSAs: 23

Rank	FIS Code	Name	NSA Code	WCSL	Diff.	DH 10 races	SL 10 races	GS 10 races	SG 8 races
64	198176	LAMURE Marie	FRA	100	1363	-	100 (24)	-	-
66	565401	BUCIK JOGAN Ana	SLO	97	1366	-	67 (26)	30 (40)	-
67	56417	FEST Nadine	AUT	94	1369	32 (30)	-	-	62 (28)
68	56174	HAASER Ricarda	AUT	92	1371	21 (35)	-	43 (35)	28 (37)
69	516611	SCHMITT Janine	SUI	91	1372	72 (24)	-	-	19 (40)
70	516407	KASPER Vanessa	SUI	87	1376	-	-	87 (25)	-
71	56517	ASTNER Nina	AUT	85	1378	-	-	85 (27)	-
72	516248	FLURY Jasmine	SUI	82	1381	71 (25)	-	-	11 (49)
73	6537025	BOCOCK Mary	USA	81	1382	7 (46)	-	-	74 (25)
74	197651	DIREZ Clara	FRA	76	1387	-	-	76 (29)	-
75	516753	GROB Stefanie	SUI	74	1389	21 (35)	-	14 (49)	39 (33)
75	56550	HOERHAGER Lisa	AUT	74	1389	-	62 (27)	12 (50)	-
77	516813	PILLER Sue	SUI	73	1390	-	-	73 (30)	-
78	56392	GRITSCH Franziska	AUT	67	1396	-	18 (46)	49 (33)	-
79	565491	DVORNIK Neja	SLO	65	1398	-	45 (30)	20 (45)	-
80	516394	SUTER Jasmina	SUI	63	1400	15 (40)	-	-	48 (30)
81	426486	SYLVESTER-DAVIK	NOR	62	1401	-	-	62 (31)	-
82	516185	HAEHLEN Joana	SUI	58	1405	8 (43)	-	-	50 (29)
83	56664	FALCH Natalie	AUT	56	1407	-	56 (28)	-	-
83	6537468	BOCOCK Elisabeth	USA	56	1407	-	1 (68)	55 (32)	-
85	6535791	WRIGHT Isabella	USA	53	1410	48 (26)	-	-	5 (56)
86	307493	ANDO Asa	JPN	50	1413	-	50 (29)	-	-
87	705423	VLHOVA Petra	SVK	47	1416	-	32 (37)	15 (48)	-
88	507011	LOEVBLOM Hilma	SWE	46	1417	-	-	46 (34)	-
89	6535765	MANGAN Tricia	USA	44	1419	2 (51)	-	-	42 (32)
90	6535807	CUTLER Haley	USA	41	1422	26 (33)	-	-	15 (44)
91	6295352	GHISALBERTI Ilaria	ITA	40	1423	-	-	40 (36)	-
92	6536821	MACUGA Lauren	USA	39	1424	-	-	1 (64)	38 (34)
93	108077	GRAY Cassidy	CAN	38	1425	-	-	38 (37)	-
94	155728	DUBOVSKA Martina	CZE	37	1426	-	37 (33)	-	-
94	516705	DURRER Delia	SUI	37	1426	29 (31)	-	-	8 (51)
96	56177	VENIER Stephanie	AUT	35	1428	-	-	-	35 (35)
97	6536171	HENSIEN Katie	USA	33	1430	-	2 (66)	31 (39)	-
97	6296281	MONDINELLI Emilia	ITA	33	1430	-	33 (36)	-	-
99	516722	BRAENDLI Anuk	SUI	32	1431	-	32 (37)	-	-
100	405172	WESTHOFF Bianca Bakke	NOR	31	1432	-	31 (39)	-	-
101	299276	BASSINO Marta	ITA	30	1433	-	-	6 (57)	24 (38)
102	198016	ESCANE Doriane	FRA	29	1434	-	8 (54)	21 (43)	-
102	206793	DORIGO Fabiana	GER	29	1434	-	-	29 (41)	-
104	107747	SMART Amelia	CAN	28	1435	-	28 (40)	-	-
105	516619	HOEPLI Aline	SUI	27	1436	-	27 (41)	-	-
105	565463	SLOKAR Andreja	SLO	27	1436	-	27 (41)	-	-
107	516219	MING-NUFER Priska	SUI	23	1440	19 (38)	-	-	4 (57)
108	516504	DANIOTH Aline	SUI	21	1442	-	21 (44)	-	-
108	185475	PYKALAINEN Erika	FIN	21	1442	-	-	21 (43)	-
108	6295356	ALLEMAND Sara	ITA	21	1442	-	-	-	21 (39)
111	6537254	MORITZ Liv	USA	20	1443	-	20 (45)	-	-
111	516895	ALLENBACH Dania	SUI	20	1443	-	-	20 (45)	-
113	715171	MUZAFERIJA Elvedina	BIH	19	1444	-	-	-	19 (40)
114	155994	NOVAKOVA Barbora	CZE	18	1445	-	-	-	18 (42)
114	507258	NYBERG Sophie	SWE	18	1445	-	-	18 (47)	-
114	107798	NULLMEYER Ali	CAN	18	1445	-	18 (46)	-	-
114	6296299	VALLERIANI Giulia	ITA	18	1445	-	18 (46)	-	-
114	6296280	THALER Sara	ITA	18	1445	14 (41)	-	-	4 (57)
114	56258	AGER Christina	AUT	18	1445	10 (42)	-	-	8 (51)
120	56519	WECHNER Lena	AUT	16	1447	16 (39)	-	-	-
120	516284	GISIN Michelle	SUI	16	1447	-	3 (62)	2 (61)	11 (49)
122	385096	POPOVIC Leona	CRO	15	1448	-	15 (49)	-	-
123	25218	MIJARES RUF Carla	AND	13	1450	-	13 (50)	-	-
124	6296778	COLLOMB Giorgia	ITA	12	1451	-	1 (68)	11 (52)	-
124	6295835	PAZZAGLIA Alice	ITA	12	1451	-	-	12 (50)	-
126	516530	GOOD Nicole	SUI	11	1452	-	11 (51)	-	-
126	355061	HILZINGER Jessica	GER	11	1452	-	11 (51)	-	-
128	108336	LAMONTAGNE Justine	CAN	10	1453	-	5 (61)	5 (59)	-

Lillehammer (NOR)
**9th Women's Downhill
OVERALL FIS WCSL LIST**

Number of Competitors: 158, Number of NSAs: 23

Rank	FIS Code	Name	NSA Code	WCSL	Diff.	DH 10 races	SL 10 races	GS 10 races	SG 8 races
129	56673	OLIVIER Victoria	AUT	9	1454	-	-	9 (53)	-
129	307813	MAEDA Chisaki	JPN	9	1454	-	9 (53)	-	-
129	516268	WILD Simone	SUI	9	1454	-	-	9 (53)	-
132	565488	TOMSIC Nika	SLO	8	1455	-	8 (54)	-	-
132	516799	MATHIS Jasmin	SUI	8	1455	8 (43)	-	-	-
132	25210	MORENO Cande	AND	8	1455	5 (48)	-	-	3 (59)
135	198411	MEYER Garance	FRA	7	1456	-	-	-	7 (54)
135	207023	FRITZ Jana	GER	7	1456	-	-	7 (56)	-
135	198177	BRECHE Clarisse	FRA	7	1456	-	6 (56)	1 (64)	-
138	56491	SCHOEPF Emily	AUT	6	1457	6 (47)	-	-	-
138	245084	TOTH Zita	HUN	6	1457	-	6 (56)	-	-
138	56669	BUERGLER Viktoria	AUT	6	1457	-	-	6 (57)	-
138	507297	LANDSTROEM Moa	SWE	6	1457	-	6 (56)	-	-
138	6296075	SOLA Beatrice	ITA	6	1457	-	6 (56)	-	-
138	198029	CLEMENT Karen	FRA	6	1457	-	-	-	6 (55)
138	6295165	ROSSETTI Marta	ITA	6	1457	-	6 (56)	-	-
145	507155	NYBERG Lisa	SWE	5	1458	-	-	5 (59)	-
146	426323	WEMBSTAD Inni Holm	NOR	4	1459	4 (49)	-	-	-
147	185493	POHJOLAINEN Rosa	FIN	3	1460	-	3 (62)	-	-
147	285021	SZOLLOS Noa	ISR	3	1460	-	3 (62)	-	-
147	56610	SPIELBERGER Carmen	AUT	3	1460	3 (50)	-	-	-
147	198215	POGNEAUX Chiara	FRA	3	1460	-	3 (62)	-	-
151	56709	RAICH Leonie	AUT	2	1461	-	2 (66)	-	-
151	56199	KAPPAURER Elisabeth	AUT	2	1461	-	-	2 (61)	-
153	56509	GRILL Lisa	AUT	1	1462	-	-	-	1 (62)
153	56678	ZEGG Leonie	AUT	1	1462	1 (52)	-	-	-
153	6295745	BERNARDI Vicky	ITA	1	1462	-	-	-	1 (62)
153	426187	LYSDAHL Kristin	NOR	1	1462	-	-	1 (64)	-
153	516783	MAECHLER Janine	SUI	1	1462	-	1 (68)	-	-
153	516426	STOFFEL Elena	SUI	1	1462	-	1 (68)	-	-

Legend:		DH	Downhill	Diff.	Difference	GS	Giant Slalom
-	No points	SL	Slalom	WCSL	Overall points		
SG	Super-G						

Lillehammer (NOR)


9th Women's Downhill

FIS NATION CUP

Number of Nations: 22

Rank	NSA	Name	Points	Diff.	DH	SL	GS	SG	AC	PAR	TE
1	USA	United States of America	4303		1240	1323	1144	596	-	-	-
2	AUT	Austria	3825	478	1270	887	1037	631	-	-	-
3	ITA	Italy	3338	965	1367	267	533	1171	-	-	-
4	SUI	Switzerland	3180	1123	585	1242	812	541	-	-	-
5	GER	Germany	2218	2085	864	576	305	473	-	-	-
6	SWE	Sweden	1335	2968	-	740	595	-	-	-	-
7	NOR	Norway	1209	3094	382	76	450	301	-	-	-
8	FRA	France	1179	3124	222	324	97	536	-	-	-
9	NZL	New Zealand	779	3524	21	-	372	386	-	-	-
10	CAN	Canada	620	3683	8	131	417	64	-	-	-
11	ALB	Albania	535	3768	-	344	191	-	-	-	-
12	CZE	Czech Republic	487	3816	209	34	-	244	-	-	-
13	SLO	Slovenia	428	3875	207	107	28	86	-	-	-
14	CRO	Croatia	335	3968	-	88	247	-	-	-	-
15	POL	Poland	191	4112	-	-	189	2	-	-	-
16	LAT	Latvia	156	4147	-	156	-	-	-	-	-
17	JPN	Japan	58	4245	-	58	-	-	-	-	-
18	FIN	Finland	24	4279	-	3	21	-	-	-	-
19	AND	Andorra	21	4282	5	13	-	3	-	-	-
20	BIH	Bosnia and Herzegovina	16	4287	-	-	-	16	-	-	-
21	HUN	Hungary	6	4297	-	6	-	-	-	-	-
22	ISR	Israel	3	4300	-	3	-	-	-	-	-

Lillehammer (NOR)



9th Women's Downhill

OVERALL FIS NATION CUP

Number of Nations: 30

Rk	NSA	Overall			DH Points			SL Points			GS Points			SG Points			AC Points			PAR Points			TE Points
		M+W	M	W	M+W	M	W	M+W	M	W	M+W	M	W	M+W	M	W	M+W	M	W	M+W	M	W	M+W
1	SUI	8481	5301	3180	2773	2188	585	2021	779	1242	2034	1222	812	1653	1112	541	-	-	-	-	-	-	-
2	AUT	7801	3976	3825	2077	807	1270	1857	970	887	2057	1020	1037	1810	1179	631	-	-	-	-	-	-	-
3	ITA	6231	2893	3338	2865	1498	1367	586	319	267	884	351	533	1896	725	1171	-	-	-	-	-	-	-
4	USA	5234	931	4303	1612	372	1240	1401	78	1323	1378	234	1144	843	247	596	-	-	-	-	-	-	-
5	NOR	4287	3078	1209	546	164	382	1831	1755	76	1343	893	450	567	266	301	-	-	-	-	-	-	-
6	FRA	3964	2785	1179	855	633	222	1600	1276	324	681	584	97	828	292	536	-	-	-	-	-	-	-
7	GER	3025	807	2218	980	116	864	799	223	576	697	392	305	549	76	473	-	-	-	-	-	-	-
8	SWE	1524	189	1335	54	54	-	835	95	740	635	40	595	-	-	-	-	-	-	-	-	-	-
9	CAN	1059	439	620	209	201	8	131	-	131	432	15	417	287	223	64	-	-	-	-	-	-	-
10	BRA	958	958	-	-	-	-	511	511	-	447	447	-	-	-	-	-	-	-	-	-	-	-
11	SLO	853	425	428	432	225	207	107	-	107	197	169	28	117	31	86	-	-	-	-	-	-	-
12	NZL	779	-	779	21	-	21	-	-	-	372	-	372	386	-	386	-	-	-	-	-	-	-
13	CZE	655	168	487	214	5	209	34	-	34	-	-	-	407	163	244	-	-	-	-	-	-	-
14	CRO	612	277	335	-	-	-	254	166	88	358	111	247	-	-	-	-	-	-	-	-	-	-
15	ALB	535	-	535	-	-	-	344	-	344	191	-	191	-	-	-	-	-	-	-	-	-	-
16	FIN	404	380	24	83	83	-	294	291	3	21	-	21	6	6	-	-	-	-	-	-	-	-
17	BEL	394	394	-	-	-	-	245	245	-	149	149	-	-	-	-	-	-	-	-	-	-	-
18	GBR	227	227	-	-	-	-	227	227	-	-	-	-	-	-	-	-	-	-	-	-	-	-
19	POL	191	-	191	-	-	-	-	-	-	189	-	189	2	-	2	-	-	-	-	-	-	-
20	LAT	156	-	156	-	-	-	156	-	156	-	-	-	-	-	-	-	-	-	-	-	-	-
21	BUL	106	106	-	-	-	-	106	106	-	-	-	-	-	-	-	-	-	-	-	-	-	-
22	AND	81	60	21	5	-	5	13	-	13	60	60	-	3	-	3	-	-	-	-	-	-	-
23	JPN	76	18	58	-	-	-	76	18	58	-	-	-	-	-	-	-	-	-	-	-	-	-
24	ESP	45	45	-	-	-	-	24	24	-	21	21	-	-	-	-	-	-	-	-	-	-	-
25	CHI	21	21	-	21	21	-	-	-	-	-	-	-	-	-	-	-	-	-	-	-	-	-
26	BIH	16	-	16	-	-	-	-	-	-	-	-	-	16	-	16	-	-	-	-	-	-	-
27	EST	11	11	-	-	-	-	-	-	-	11	11	-	-	-	-	-	-	-	-	-	-	-
28	SVK	10	10	-	-	-	-	-	-	-	10	10	-	-	-	-	-	-	-	-	-	-	-
29	HUN	6	-	6	-	-	-	6	-	6	-	-	-	-	-	-	-	-	-	-	-	-	-
30	ISR	3	-	3	-	-	-	3	-	3	-	-	-	-	-	-	-	-	-	-	-	-	-

Lillehammer (NOR)

9th Women's Downhill

CONSTRUCTORS' CHAMPIONSHIP

Number of Brands: 9

Rank	Name	Points	Diff.	DH	SL	GS	SG	AC	PAR
1	Head	5735		2205	1395	1005	1130	-	-
2	Atomic	2955	2780	700	920	630	705	-	-
3	Rossignol	2165	3570	375	405	1340	45	-	-
4	Salomon	730	5005	-	-	320	410	-	-
5	Voelkl	340	5395	-	340	-	-	-	-
6	Blizzard	320	5415	-	280	40	-	-	-
7	Dynastar	315	5420	40	-	45	230	-	-
8	Kaestle	285	5450	135	-	-	150	-	-
9	Fischer	40	5695	-	40	-	-	-	-

Lillehammer (NOR)



9th Women's Downhill

OVERALL CONSTRUCTORS' CHAMPIONSHIP

Number of Brands: 12

Rank	Brand	Overall			DH Points			SL Points			GS Points			SG Points			AC Points			PAR Points		
		M+W	M	W	M+W	M	W	M+W	M	W	M+W	M	W	M+W	M	W	M+W	M	W	M+W	M	W
1	Head	9090	3355	5735	3320	1115	2205	2695	1300	1395	1165	160	1005	1910	780	1130	-	-	-	-	-	-
2	Atomic	5390	2435	2955	1040	340	700	1690	770	920	1470	840	630	1190	485	705	-	-	-	-	-	-
3	Rossignol	3670	1505	2165	770	395	375	675	270	405	1940	600	1340	285	240	45	-	-	-	-	-	-
4	Stoeckli	1885	1885	-	885	885	-	-	-	-	495	495	-	505	505	-	-	-	-	-	-	-
5	Van deer	1060	1060	-	-	-	-	730	730	-	330	330	-	-	-	-	-	-	-	-	-	-
6	Fischer	1030	990	40	190	190	-	350	310	40	490	490	-	-	-	-	-	-	-	-	-	-
7	Salomon	875	145	730	95	95	-	-	-	-	320	-	320	460	50	410	-	-	-	-	-	-
8	Dynastar	720	405	315	40	-	40	360	360	-	90	45	45	230	-	230	-	-	-	-	-	-
9	Nordica	455	455	-	360	360	-	-	-	-	-	-	-	95	95	-	-	-	-	-	-	-
10	Kaestle	385	100	285	135	-	135	-	-	-	-	-	-	250	100	150	-	-	-	-	-	-
11	Voelkl	380	40	340	-	-	-	340	-	340	40	40	-	-	-	-	-	-	-	-	-	-
12	Blizzard	370	50	320	-	-	-	330	50	280	40	-	40	-	-	-	-	-	-	-	-	-