

AUDI FIS SKI WORLD CUP 2024/25



Kvitfjell (NOR)

8th Men's Downhill

ENTRY LIST BY NSA

Number of Competitors: 70, Number of NSAs: 14

NSA	FIS Code	Name	Date of Birth	FIS Points (6th of March 2025 - List 18)						
				DH	SL	GS	SG	AC		
AUT (14)	54371	BABINSKY Stefan	2 APR 1996	10,33 (27)	998,13(6027)	140,85(4045)	12,23 (34)	135,05 (120)		
	54609	EICHBERGER Stefan	24 NOV 2000	8,08 (18)	133,50(3831)	66,36(1814)	13,69 (40)	159,05 (188)		
	54774	ENDSTRASSER Felix	29 MAY 2003	28,59 (124)	109,61(3269)	42,95 (844)	32,48 (155)	235,98 (484)		
	54628	FEURSTEIN Lukas	18 MAY 2001	21,83 (91)	57,51(1400)	15,79 (43)	9,51 (25)	198,57 (348)		
	54812	HAAS Matteo	28 NOV 2004	19,68 (83)	195,57(4817)	50,17(1136)	27,75 (125)	695,79(1131)		
	54445	HAASER Raphael	17 SEP 1997	19,57 (82)	137,96(3926)	3,62 (10)	4,62 (16)	9,51 (4)		
	53975	HEMETSBERGER Daniel	23 MAY 1991	6,23 (17)	-	378,48(5722)	11,55 (30)	409,04 (901)		
	53980	KRIECHMAYR Vincent	1 OCT 1991	3,72 (10)	999,99(6029)	59,85(1541)	0,00 (1)	84,11 (26)		
	54438	PLOIER Andreas	30 APR 1997	17,97 (71)	958,02(6019)	28,78 (324)	14,66 (47)	166,80 (212)		
	54538	RIESER Stefan	6 JAN 1999	17,65 (70)	451,04(5780)	105,83(3188)	25,94 (115)	350,13 (814)		
	54005	STRIEDINGER Otmar	14 APR 1991	10,04 (23)	-	999,99(6066)	19,59 (74)	588,87(1088)		
	54481	TRANINGER Manuel	29 SEP 1998	15,13 (54)	212,63(4987)	45,25 (931)	18,33 (64)	143,04 (140)		
	54732	TRITSCHER Luis	6 JUL 2002	31,48 (134)	-	58,02(1461)	22,44 (89)	-		
	54733	WIESER Vincent	12 NOV 2002	15,87 (60)	245,43(5233)	103,59(3118)	17,53 (61)	278,85 (620)		
CAN (4)	104531	CRAWFORD James	3 MAY 1997	3,19 (8)	186,02(4707)	41,21 (778)	7,46 (19)	16,50 (8)		
	6100011	LESSARD Raphael	16 OCT 2001	28,71 (125)	25,72 (256)	26,33 (248)	16,06 (52)	142,64 (138)		
	104468	READ Jeffrey	1 OCT 1997	10,17 (24)	60,74(1527)	35,37 (523)	4,09 (12)	101,60 (45)		
	104272	SEGER Brodie	28 DEC 1995	10,43 (28)	165,32(4440)	71,77(2016)	20,92 (82)	87,30 (29)		
CHI (1)	110324	von APPEN Henrik	15 DEC 1994	16,93 (67)	302,93(5501)	146,82(4152)	19,88 (75)	105,22 (52)		
CZE (1)	151238	ZABYSTRAN Jan	26 JAN 1998	13,55 (47)	39,41 (709)	29,68 (345)	14,98 (48)	111,56 (63)		
FIN (1)	180877	LEHTO Elian	2 JUN 2000	11,88 (33)	92,64(2732)	23,00 (125)	12,97 (37)	194,43 (332)		
FRA (9)	194858	ALLEGRE Nils	2 JAN 1994	5,51 (14)	607,77(5886)	209,39(5004)	8,84 (23)	81,75 (24)		
	6190459	ALPHAND Sam	29 SEP 1997	21,36 (90)	259,92(5316)	82,41(2427)	18,52 (67)	237,54 (490)		
	6190176	BAILET Matthieu	23 APR 1996	10,24 (25)	607,59(5885)	191,03(4816)	20,20 (77)	240,12 (498)		
	6190556	CAILLOT Ken	29 APR 1998	20,09 (86)	698,63(5932)	64,01(1709)	24,46 (102)	179,69 (271)		
	6191056	DUCROS Leo	17 APR 2001	24,94 (107)	71,15(1956)	27,96 (304)	26,05 (116)	108,84 (59)		
	6191134	GAMEL SEIGNEUR Charles	14 OCT 2002	22,81 (95)	183,27(4676)	27,61 (290)	28,10 (128)	141,24 (135)		
	6190687	LORIOT Florian	21 NOV 1998	45,91 (195)	146,19(4094)	34,20 (478)	14,38 (44)	103,55 (49)		
	194167	MUZATON Maxence	26 JUN 1990	12,45 (36)	102,14(3044)	103,77(3128)	36,55 (178)	159,29 (189)		
192746	THEAUX Adrien	18 SEP 1984	12,15 (34)	475,65(5803)	999,99(6066)	12,70 (35)	121,91 (88)			
GER (2)	51215	BAUMANN Romed	14 JAN 1986	10,28 (26)	999,99(6029)	216,05(5062)	14,23 (42)	172,38 (234)		
	203096	VOGT Luis	21 FEB 2002	17,34 (68)	178,99(4627)	41,94 (807)	24,04 (98)	221,06 (431)		



Kvitfjell (NOR)

8th Men's Downhill

ENTRY LIST BY NSA

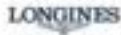
Number of Competitors: 70, Number of NSAs: 14

NSA	FIS Code	Name	Date of Birth	FIS Points (6th of March 2025 - List 18)						
				DH	SL	GS	SG	AC		
ITA (8)	6293445	ALLIOD Benjamin Jacques	24 JAN 2000	18,04 (72)	60,23(1505)	57,12(1425)	24,29 (99)	174,27 (243)		
	6293831	FRANZONI Giovanni	30 MAR 2001	16,67 (65)	72,54(2011)	17,77 (58)	11,32 (29)	129,60 (108)		
	6293164	FRANZOSO Matteo	16 SEP 1999	24,10 (103)	93,27(2760)	34,36 (487)	24,33 (101)	95,39 (37)		
	293006	INNERHOFER Christof	17 DEC 1984	10,54 (29)	307,88(5517)	28,09 (307)	13,12 (38)	105,98 (53)		
	6292783	MOLTENI Nicolò	27 JUL 1998	15,63 (57)	900,09(6003)	354,24(5660)	18,76 (69)	205,28 (378)		
	291459	PARIS Dominik	14 APR 1989	3,13 (7)	-	358,01(5672)	6,10 (17)	135,41 (122)		
	6294638	PERATHONER Max	18 JAN 2003	20,37 (87)	60,35(1510)	35,44 (526)	24,61 (104)	128,72 (107)		
	6291625	SCHIEDER Florian	26 DEC 1995	4,67 (12)	697,19(5931)	160,95(4403)	24,32 (100)	148,01 (153)		
LIE (1)	350095	PIFFNER Marco	25 MAR 1994	18,08 (73)	147,41(4128)	317,24(5563)	29,66 (142)	146,49 (149)		
NOR (5)	422793	BUER Jonas	21 JAN 2001	30,42 (133)	150,83(4184)	26,59 (256)	29,16 (139)	217,35 (421)		
	422707	MOELLER Fredrik	27 OCT 2000	16,17 (63)	64,13(1670)	18,96 (68)	3,64 (7)	200,24 (354)		
	422310	SEJERSTED Adrian Smiseth	16 JUL 1994	9,06 (21)	999,99(6029)	368,76(5698)	6,62 (18)	154,98 (173)		
	422851	SELLAEG Simen	19 FEB 2003	26,43 (114)	36,51 (594)	23,59 (169)	26,48 (120)	215,63 (412)		
	422278	WINDINGSTAD Rasmus	31 OCT 1993	63,91 (299)	148,28(4141)	13,33 (31)	28,19 (130)	73,71 (19)		
SLO (4)	561435	AZNOH Rok	9 SEP 2002	22,90 (96)	69,98(1913)	31,50 (396)	21,93 (86)	83,43 (25)		
	561255	CATER Martin	20 DEC 1992	15,97 (61)	563,94(5863)	53,68(1275)	17,08 (58)	116,36 (78)		
	561310	HROBAT Miha	3 FEB 1995	4,69 (13)	283,31(5429)	79,50(2323)	13,30 (39)	142,13 (137)		
	561397	NARALOCNIK Nejc	5 JAN 1999	15,76 (59)	219,32(5052)	188,22(4781)	24,52 (103)	177,02 (254)		
SUI (11)	512549	HILTBRAND Livio	27 SEP 2003	12,83 (40)	108,21(3224)	24,54 (197)	25,20 (111)	132,42 (110)		
	512228	KOHLER Marco	23 NOV 1997	14,24 (50)	150,04(4169)	32,07 (409)	18,96 (71)	123,74 (93)		
	512527	MIGGIANO Alessio	30 MAR 2002	16,25 (64)	101,25(3020)	64,52(1734)	20,82 (81)	162,62 (198)		
	512408	MONNEY Alexis	8 JAN 2000	0,44 (4)	419,63(5734)	88,41(2640)	3,65 (8)	140,54 (134)		
	511896	MURISIER Justin	8 JAN 1992	4,07 (11)	132,65(3812)	20,27 (82)	14,55 (46)	20,84 (9)		
	512269	ODERMATT Marco	8 OCT 1997	0,00 (1)	454,28(5781)	0,00 (1)	0,00 (1)	194,34 (329)		
	512281	ROESTI Lars	19 JAN 1998	9,43 (22)	547,37(5851)	260,33(5350)	19,08 (73)	197,64 (343)		
	512038	ROGENTIN Stefan	16 MAY 1994	10,73 (31)	399,41(5717)	157,59(4359)	3,03 (6)	115,91 (76)		
	512362	TORRENT Christophe	21 SEP 1999	19,13 (78)	183,87(4684)	52,52(1237)	24,90 (108)	157,04 (180)		
	512471	von ALLMEN Franjo	24 JUL 2001	0,00 (1)	81,12(2323)	94,89(2861)	3,66 (9)	104,13 (51)		
	512410	ZULAUF Gael	15 JUL 2000	19,42 (80)	168,53(4489)	30,61 (373)	26,08 (117)	103,31 (48)		
SWE (1)	501987	MONSEN Felix	6 NOV 1994	13,36 (46)	213,39(4992)	80,90(2369)	14,21 (41)	73,08 (17)		
USA (8)	6530104	BENNETT Bryce	14 JUL 1992	1,73 (5)	454,28(5781)	999,99(6066)	14,28 (43)	124,61 (96)		
	6530319	COCHRAN-SIEGLE Ryan	27 MAR 1992	6,07 (16)	397,08(5710)	40,05 (725)	8,82 (22)	113,42 (67)		
	934643	GOLDBERG Jared	17 JUN 1991	10,79 (32)	939,51(6011)	417,42(5785)	9,16 (24)	166,59 (210)		
	930024	MAPLE Wiley	25 MAY 1990	15,67 (58)	-	135,68(3924)	19,92 (76)	-		
	6531520	MORSE Sam	27 MAY 1996	12,77 (38)	245,21(5230)	181,56(4689)	10,30 (27)	322,19 (736)		
	6532123	NEGOMIR Kyle	3 OCT 1998	14,21 (49)	45,20 (923)	36,93 (595)	8,29 (21)	180,90 (280)		
	6532084	RADAMUS River	12 FEB 1998	38,47 (153)	16,73 (61)	9,94 (25)	16,75 (55)	14,91 (6)		
	6532793	SMITH Jack	24 APR 2001	23,49 (99)	62,30(1594)	26,75 (261)	27,77 (126)	170,78 (228)		

Legend:

- No points
WCSL-DH FIS World Cup Start List points for Downhill
WCSL-O Overall FIS World Cup Start List points
WCSL-SL FIS World Cup Start List points for Slalom
WCSL-AC FIS World Cup Start List points for Alpine Combined
WCSL-GS FIS World Cup Start List points for Giant Slalom
WCSL-SG FIS World Cup Start List points for Super-G





AUDI FIS SKI WORLD CUP 2024/25



Kvitfjell (NOR)

8th Men's Downhill

SAT 8 MAR 2025

DRAW LIST

Start Time 10:30

Number of Competitors: 70, Number of NSAs: 14

Rank 120 in the FIS List: **SCHRAMM Jacob** 27,78 FIS Points

No.	FIS Code	Name	NSA Code	WCSL-DH	WCSL-O	FIS DH
1	512269	ODERMATT Marco	SUI	680 (1)	1981 (1)	0,00 (1)
2	512471	von ALLMEN Franjo	SUI	543 (2)	827 (4)	0,00 (1)
3	512408	MONNEY Alexis	SUI	385 (3)	589 (9)	0,44 (4)
4	291459	PARIS Dominik	ITA	340 (4)	582 (10)	3,13 (7)
5	511896	MURISIER Justin	SUI	291 (5)	448 (18)	4,07 (11)
6	53980	KRIECHMAYR Vincent	AUT	289 (6)	666 (7)	3,72 (10)
7	561310	HROBAT Miha	SLO	286 (7)	346 (27)	4,69 (13)
8	104531	CRAWFORD James	CAN	268 (8)	405 (20)	3,19 (8)
9	194858	ALLEGRE Nils	FRA	245 (9)	411 (19)	5,51 (14)
10	6530104	BENNETT Bryce	USA	241 (10)	278 (35)	1,73 (5)
11	6530319	COCHRAN-SIEGLE Ryan	USA	226 (12)	360 (23)	6,07 (16)
12	512038	ROGENTIN Stefan	SUI	217 (13)	535 (12)	10,73 (31)
13	53975	HEMETSBERGER Daniel	AUT	163 (14)	271 (37)	6,23 (17)
14	54371	BABINSKY Stefan	AUT	163 (14)	307 (31)	10,33 (27)
15	422310	SEJERSTED Adrian Smiseth	NOR	152 (17)	360 (23)	9,06 (21)
16	6291625	SCHIEDER Florian	ITA	147 (18)	160 (55)	4,67 (12)
17	194167	MUZATON Maxence	FRA	109 (20)	109 (72)	12,45 (36)
18	54609	EICHBERGER Stefan	AUT	105 (21)	177 (52)	8,08 (18)
19	180877	LEHTO Elian	FIN	103 (22)	130 (60)	11,88 (33)
20	512281	ROESTI Lars	SUI	98 (23)	130 (60)	9,43 (22)
21	51215	BAUMANN Romed	GER	71 (24)	111 (71)	10,28 (26)
22	54005	STRIEDINGER Otmar	AUT	67 (25)	97 (75)	10,04 (23)
23	104272	SEGER Brodie	CAN	67 (25)	87 (79)	10,43 (28)
24	512228	KOHLER Marco	SUI	63 (27)	78 (82)	14,24 (50)
25	192746	THEAUX Adrien	FRA	62 (28)	89 (78)	12,15 (34)
26	293006	INNERHOFER Christof	ITA	52 (30)	114 (69)	10,54 (29)
27	561255	CATER Martin	SLO	50 (31)	53 (99)	15,97 (61)
28	151238	ZABYSTRAN Jan	CZE	48 (32)	113 (70)	13,55 (47)
29	6531520	MORSE Sam	USA	46 (34)	57 (94)	12,77 (38)
30	6190176	BAILET Matthieu	FRA	44 (36)	67 (86)	10,24 (25)
31	104468	READ Jeffrey	CAN	10 (55)	109 (72)	10,17 (24)
32	934643	GOLDBERG Jared	USA	41 (38)	149 (57)	10,79 (32)
33	512549	HILTBRAND Livio	SUI	22 (43)	22 (123)	12,83 (40)
34	501987	MONSEN Felix	SWE	20 (45)	65 (91)	13,36 (46)
35	6532123	NEGOMIR Kyle	USA	3 (69)	43 (105)	14,21 (49)
36	54481	TRANINGER Manuel	AUT	5 (63)	11 (143)	15,13 (54)
37	6292783	MOLTENI Nicolo	ITA	4 (64)	23 (121)	15,63 (57)
38	930024	MAPLE Wiley	USA	17 (47)	20 (124)	15,67 (58)



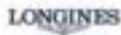
Number of Competitors: 70, Number of NSAs: 14

Rank 120 in the FIS List: SCHRAMM Jacob 27,78 FIS Points

No.	FIS Code	Name	NSA Code	WCSL-DH	WCSL-O	FIS DH
39	561397	NARALOCNIK Nejc	SLO	22 (43)	40 (108)	15,76 (59)
40	54733	WIESER Vincent	AUT	8 (58)	16 (131)	15,87 (60)
41	422707	MOELLER Fredrik	NOR	37 (39)	307 (31)	16,17 (63)
42	512527	MIGGIANO Alessio	SUI	-	-	16,25 (64)
43	6293831	FRANZONI Giovanni	ITA	35 (40)	141 (58)	16,67 (65)
44	110324	von APPEN Henrik	CHI	8 (58)	9 (148)	16,93 (67)
45	203096	VOGT Luis	GER	28 (42)	46 (104)	17,34 (68)
46	54538	RIESER Stefan	AUT	19 (46)	19 (125)	17,65 (70)
47	54438	PLOIER Andreas	AUT	-	26 (119)	17,97 (71)
48	6293445	ALLIOD Benjamin Jacques	ITA	3 (69)	3 (163)	18,04 (72)
49	350095	PIFFNER Marco	LIE	4 (64)	4 (159)	18,08 (73)
50	512362	TORRENT Christophe	SUI	-	-	19,13 (78)
51	512410	ZULAUF Gael	SUI	-	-	19,42 (80)
52	54445	HAASER Raphael	AUT	11 (52)	498 (14)	19,57 (82)
53	54812	HAAS Matteo	AUT	-	-	19,68 (83)
54	6190556	CAILLOT Ken	FRA	-	-	20,09 (86)
55	6294638	PERATHONER Max	ITA	-	-	20,37 (87)
56	6190459	ALPHAND Sam	FRA	-	1 (168)	21,36 (90)
57	54628	FEURSTEIN Lukas	AUT	-	194 (49)	21,83 (91)
58	6191134	GAMEL SEIGNEUR Charles	FRA	-	-	22,81 (95)
59	561435	AZNOH Rok	SLO	-	-	22,90 (96)
60	6532793	SMITH Jack	USA	-	-	23,49 (99)
61	6293164	FRANZOSO Matteo	ITA	-	1 (168)	24,10 (103)
62	6191056	DUCROS Leo	FRA	-	-	24,94 (107)
63	422851	SELLAEG Simen	NOR	-	-	26,43 (114)
64	54774	ENDSTRASSER Felix	AUT	-	-	>28,59 (124)
65	6100011	LESSARD Raphael	CAN	-	-	>28,71 (125)
66	422793	BUER Jonas	NOR	-	-	>30,42 (133)
67	54732	TRITSCHER Luis	AUT	-	-	>31,48 (134)
68	6532084	RADAMUS River	USA	-	256 (41)	>38,47 (153)
69	6190687	LORIoT Florian	FRA	-	71 (84)	>45,91 (195)
70	422278	WINDINGSTAD Rasmus	NOR	-	54 (97)	>63,91 (299)

Legend:	-	No points	>	Greater than 120th rank in the FIS points list		
FIS DH		FIS points for Downhill (18th FIS points list 2024/25)			No.	Control Number
WCSL-DH		FIS World Cup Start List points for Downhill		WCSL-O		Overall FIS World Cup Start List points





AUDI FIS SKI WORLD CUP 2024/25



Kvitfjell (NOR)

8th Men's Downhill

SAT 8 MAR 2025

START LIST

Start Time 10:30

Number of Competitors: 60, Number of NSAs: 14

Bib	FIS Code	Name	Year of Birth	NSA Code	Time	Ski
1	54609	EICHBERGER Stefan	2000	AUT		Head
2	422310	SEJERSTED Adrian Smiseth	1994	NOR		Atomic
3	512038	ROGENTIN Stefan	1994	SUI		Fischer
4	180877	LEHTO Elian	2000	FIN		Fischer
5	54371	BABINSKY Stefan	1996	AUT		Head
6	512471	von ALLMEN Franjo	2001	SUI		Head
7	53980	KRIECHMAYR Vincent	1991	AUT		Head
8	512408	MONNEY Alexis	2000	SUI		Stoekli
9	104531	CRAWFORD James	1997	CAN		Head
10	6530104	BENNETT Bryce	1992	USA		Fischer
11	512269	ODERMATT Marco	1997	SUI		Stoekli
12	561310	HROBAT Miha	1995	SLO		Atomic
13	511896	MURISIER Justin	1992	SUI		Head
14	291459	PARIS Dominik	1989	ITA		Nordica
15	194858	ALLEGRE Nils	1994	FRA		Salomon
-----break-----						
16	6291625	SCHIEDER Florian	1995	ITA		Atomic
17	51215	BAUMANN Romed	1986	GER		Salomon
18	512281	ROESTI Lars	1998	SUI		Stoekli
19	6530319	COCHRAN-SIEGLE Ryan	1992	USA		Head
20	194167	MUZATON Maxence	1990	FRA		Rossignol
21	54005	STRIEDINGER Otmar	1991	AUT		Salomon
22	512228	KOHLER Marco	1997	SUI		Stoekli
-----break-----						
23	151238	ZABYSTRAN Jan	1998	CZE		Kaestle
24	561255	CATER Martin	1992	SLO		Salomon
25	192746	THEAUX Adrien	1984	FRA		Salomon
26	104272	SEGER Brodie	1995	CAN		Atomic
27	934643	GOLDBERG Jared	1991	USA		Rossignol
28	6190176	BAILET Matthieu	1996	FRA		Head
29	6531520	MORSE Sam	1996	USA		Fischer
30	293006	INNERHOFER Christof	1984	ITA		Rossignol
-----break-----						
31	104468	READ Jeffrey	1997	CAN		Atomic
32	512549	HILTBRAND Livio	2003	SUI		Fischer
33	501987	MONSEN Felix	1994	SWE		Atomic
34	6532123	NEGOMIR Kyle	1998	USA		Atomic
35	54481	TRANINGER Manuel	1998	AUT		Atomic
36	6292783	MOLTENI Nicolo	1998	ITA		Head
37	930024	MAPLE Wiley	1990	USA		Atomic
38	561397	NARALOCNIK Nejc	1999	SLO		Atomic
39	54733	WIESER Vincent	2002	AUT		Salomon
40	422707	MOELLER Fredrik	2000	NOR		Atomic
41	6293831	FRANZONI Giovanni	2001	ITA		Rossignol
42	110324	von APPEN Henrik	1994	CHI		Head



Kvitfjell (NOR)

8th Men's Downhill

SAT 8 MAR 2025

Start Time 10:30

START LIST

Number of Competitors: 60, Number of NSAs: 14

Bib	FIS Code	Name	Year of Birth	NSA Code	Time	Ski
43	203096	VOGT Luis	2002	GER		Rossignol
44	54538	RIESER Stefan	1999	AUT		Atomic
45	54438	PLOIER Andreas	1997	AUT		Fischer
46	6293445	ALLIOD Benjamin Jacques	2000	ITA		Rossignol
47	350095	PIFFNER Marco	1994	LIE		Salomon
48	512362	TORRENT Christophe	1999	SUI		Rossignol
49	512410	ZULAUF Gael	2000	SUI		Fischer
50	54445	HAASER Raphael	1997	AUT		Fischer
51	6190556	CAILLOT Ken	1998	FRA		Atomic
52	6190459	ALPHAND Sam	1997	FRA		Rossignol
53	6191134	GAMEL SEIGNEUR Charles	2002	FRA		Rossignol
54	561435	AZNOH Rok	2002	SLO		Atomic
55	6532793	SMITH Jack	2001	USA		Rossignol
56	6293164	FRANZOSO Matteo	1999	ITA		Atomic
57	422851	SELLAEG Simen	2003	NOR		Head
58	6100011	LESSARD Raphael	2001	CAN		Head
59	6190687	LORIENT Florian	1998	FRA		Rossignol
60	422278	WINDINGSTAD Rasmus	1993	NOR		Atomic

Jury

FIS Technical Delegate	GALBRAITH Ellen	USA
Referee	WALDNER Markus	FIS
Assistant Referee	TRINKL Hannes	FIS
Chief of Race	BJORGE Ole Johan	NOR

Technical Data

Course Name	Kvitfjell-Olympiabakken
Start Altitude	1020m
Finish Altitude	182m
Vertical Drop	838m
Course Length	3035m
Homologation Number	15104/11/23

Race Information

Course Setter	TRINKL Hannes	FIS
Gates	30	
Start Time	10:30	

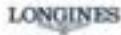
Forerunners:

F1 - HAUGEN Tollef NOR F2 - TAKLO Jorgen Aaroen NOR F3 - HAMMER Aksel NOR

Legend:

YB Year of Birth





AUDI FIS SKI WORLD CUP 2024/25



8th Men's Downhill

SAT 8 MAR 2025

OFFICIAL RESULTS

Start Time 10:30

Number of Competitors: 60, Number of NSAs: 14

Penalty applied: 0.00

Rank	Bib	FIS Code	Name	YB	NSA Code	Time	Difference	Distance (m)	Race Points	Ski
1	6	512471	von ALLMEN Franjo	2001	SUI	1:45.46			0.00	Head
2	11	512269	ODERMATT Marco	1997	SUI	1:45.74	0.28	8.04	3.32	Stoeckli
3	3	512038	ROGENTIN Stefan	1994	SUI	1:45.84	0.38	10.90	4.50	Fischer
4	12	561310	HROBAT Miha	1995	SLO	1:45.89	0.43	12.32	5.10	Atomic
5	2	422310	SEJERSTED Adrian Smiseth	1994	NOR	1:45.97	0.51	14.61	6.04	Atomic
6	14	291459	PARIS Dominik	1989	ITA	1:46.05	0.59	16.88	6.99	Nordica
7	38	561397	NARALOCNIK Nejc	1999	SLO	1:46.21	0.75	21.43	8.89	Atomic
8	9	104531	CRAWFORD James	1997	CAN	1:46.33	0.87	24.83	10.31	Head
9	7	53980	KRIECHMAYR Vincent	1991	AUT	1:46.47	1.01	28.79	11.97	Head
10	13	511896	MURISIER Justin	1992	SUI	1:46.51	1.05	29.92	12.45	Head
11	1	54609	EICHBERGER Stefan	2000	AUT	1:46.54	1.08	30.77	12.80	Head
12	8	512408	MONNEY Alexis	2000	SUI	1:46.58	1.12	31.89	13.28	Stoeckli
13	16	6291625	SCHIEDER Florian	1995	ITA	1:46.72	1.26	35.83	14.93	Atomic
14	36	6292783	MOLTENI Nicolo	1998	ITA	1:46.84	1.38	39.20	16.36	Head
15	20	194167	MUZATON Maxence	1990	FRA	1:46.88	1.42	40.32	16.83	Rossignol
16	46	6293445	ALLIOD Benjamin Jacques	2000	ITA	1:46.89	1.43	40.60	16.95	Rossignol
17	15	194858	ALLEGRE Nils	1994	FRA	1:46.96	1.50	42.56	17.78	Salomon
18	21	54005	STRIEDINGER Otmar	1991	AUT	1:47.12	1.66	47.03	19.68	Salomon
19	19	6530319	COCHRAN-SIEGLE Ryan	1992	USA	1:47.13	1.67	47.31	19.79	Head
20	25	192746	THEAUX Adrien	1984	FRA	1:47.14	1.68	47.59	19.91	Salomon
21	45	54438	PLOIER Andreas	1997	AUT	1:47.17	1.71	48.43	20.27	Fischer
22	5	54371	BABINSKY Stefan	1996	AUT	1:47.18	1.72	48.70	20.39	Head
23	22	512228	KOHLER Marco	1997	SUI	1:47.23	1.77	50.10	20.98	Stoeckli
24	40	422707	MOELLER Fredrik	2000	NOR	1:47.26	1.80	50.93	21.34	Atomic
25	34	6532123	NEGOMIR Kyle	1998	USA	1:47.42	1.96	55.38	23.23	Atomic
26	44	54538	RIESER Stefan	1999	AUT	1:47.44	1.98	55.93	23.47	Atomic
26	41	6293831	FRANZONI Giovanni	2001	ITA	1:47.44	1.98	55.93	23.47	Rossignol
28	31	104468	READ Jeffrey	1997	CAN	1:47.47	2.01	56.76	23.82	Atomic
29	18	512281	ROESTI Lars	1998	SUI	1:47.52	2.06	58.15	24.42	Stoeckli
30	27	934643	GOLDBERG Jared	1991	USA	1:47.59	2.13	60.09	25.25	Rossignol
31	4	180877	LEHTO Elian	2000	FIN	1:47.63	2.17	61.19	25.72	Fischer
32	30	293006	INNERHOFER Christof	1984	ITA	1:47.66	2.20	62.02	26.08	Rossignol
33	52	6190459	ALPHAND Sam	1997	FRA	1:47.67	2.21	62.30	26.19	Rossignol
34	33	501987	MONSEN Felix	1994	SWE	1:47.68	2.22	62.57	26.31	Atomic
34	26	104272	SEGER Brodie	1995	CAN	1:47.68	2.22	62.57	26.31	Atomic
36	17	51215	BAUMANN Romed	1986	GER	1:47.69	2.23	62.85	26.43	Salomon
37	49	512410	ZULAUF Gael	2000	SUI	1:47.73	2.27	63.95	26.91	Fischer
37	29	6531520	MORSE Sam	1996	USA	1:47.73	2.27	63.95	26.91	Fischer
39	42	110324	von APPEN Henrik	1994	CHI	1:47.78	2.32	65.33	27.50	Head
40	10	6530104	BENNETT Bryce	1992	USA	1:47.84	2.38	66.98	28.21	Fischer
41	50	54445	HAASER Raphael	1997	AUT	1:47.91	2.45	68.91	29.04	Fischer
42	39	54733	WIESER Vincent	2002	AUT	1:47.95	2.49	70.01	29.51	Salomon
43	51	6190556	CAILLOT Ken	1998	FRA	1:48.00	2.54	71.38	30.11	Atomic
44	32	512549	HILTBRAND Livio	2003	SUI	1:48.02	2.56	71.93	30.34	Fischer
45	28	6190176	BAILET Matthieu	1996	FRA	1:48.05	2.59	72.75	30.70	Head
46	23	151238	ZABYSTRAN Jan	1998	CZE	1:48.08	2.62	73.57	31.05	Kaestle



OFFICIAL RESULTS

Number of Competitors: 60, Number of NSAs: 14

Penalty applied: 0.00

Rank	Bib	FIS Code	Name	YB	NSA Code	Time	Difference	Distance (m)	Race Points	Ski
47	37	930024	MAPLE Wiley	1990	USA	1:48.15	2.69	75.49	31.88	Atomic
48	43	203096	VOGT Luis	2002	GER	1:48.22	2.76	77.40	32.71	Rossignol
49	58	6100011	LESSARD Raphael	2001	CAN	1:48.24	2.78	77.95	32.95	Head
50	47	350095	PIFFNER Marco	1994	LIE	1:48.28	2.82	79.04	33.42	Salomon
51	53	6191134	GAMEL SEIGNEUR Charles	2002	FRA	1:48.42	2.96	82.86	35.08	Rossignol
52	24	561255	CATER Martin	1992	SLO	1:48.51	3.05	85.31	36.15	Salomon
53	48	512362	TORRENT Christophe	1999	SUI	1:48.60	3.14	87.75	37.22	Rossignol
54	35	54481	TRANINGER Manuel	1998	AUT	1:48.79	3.33	92.90	39.47	Atomic
55	57	422851	SELLAEG Simen	2003	NOR	1:48.87	3.41	95.06	40.42	Head
56	55	6532793	SMITH Jack	2001	USA	1:49.17	3.71	103.14	43.97	Rossignol
57	56	6293164	FRANZOSO Matteo	1999	ITA	1:49.47	4.01	111.18	47.53	Atomic
58	54	561435	AZNOH Rok	2002	SLO	1:49.51	4.05	112.24	48.00	Atomic
59	59	6190687	LORiot Florian	1998	FRA	1:50.25	4.79	131.86	56.78	Rossignol

DID NOT START: 1 competitor

60	422278	WINDINGSTAD Rasmus	1993	NOR						Atomic
----	--------	--------------------	------	-----	--	--	--	--	--	--------

Jury

FIS Technical Delegate	GALBRAITH Ellen	USA
Referee	WALDNER Markus	FIS
Assistant Referee	TRINKL Hannes	FIS
Chief of Race	BJORGE Ole Johan	NOR

Technical Data

Course Name	Kvitfjell-Olympiabakken
Start Altitude	1020m
Finish Altitude	182m
Vertical Drop	838m
Course Length	3035m
Homologation Number	15104/11/23

Race Information

Course Setter	TRINKL Hannes	FIS
Gates	30	
Start Time	10:30	

Forerunners:

F1 - HAUGEN Tollef	NOR	F2 - TAKLO Jorgen Aaroen	NOR	F3 - HAMMER Aksel	NOR
--------------------	-----	--------------------------	-----	-------------------	-----

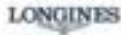
Conditions on course:

PARTLY CLOUDY	Snow: HARD PACKED	Temperature - Start: -5°C / 23°F	Temperature - Finish: -2°C / 28°F
---------------	-------------------	----------------------------------	-----------------------------------

Legend:

YB	Year of Birth
----	---------------





AUDI FIS SKI WORLD CUP 2024/25



8th Men's Downhill

SAT 8 MAR 2025

OFFICIAL RESULTS

Start Time 10:30

Number of Competitors: 60, Number of NSAs: 14

Penalty applied: 0.00

Rank	Bib	FIS Code	Name	YB	NSA Code	Time	Difference	Distance (m)	Race Points	Ski
1	6	512471	von ALLMEN Franjo	2001	SUI	1:45.46			0.00	Head
2	11	512269	ODERMATT Marco	1997	SUI	1:45.74	0.28	8.04	3.32	Stoeckli
3	3	512038	ROGENTIN Stefan	1994	SUI	1:45.84	0.38	10.90	4.50	Fischer
4	12	561310	HROBAT Miha	1995	SLO	1:45.89	0.43	12.32	5.10	Atomic
5	2	422310	SEJERSTED Adrian Smiseth	1994	NOR	1:45.97	0.51	14.61	6.04	Atomic
6	14	291459	PARIS Dominik	1989	ITA	1:46.05	0.59	16.88	6.99	Nordica
7	38	561397	NARALOCNIK Nejc	1999	SLO	1:46.21	0.75	21.43	8.89	Atomic
8	9	104531	CRAWFORD James	1997	CAN	1:46.33	0.87	24.83	10.31	Head
9	7	53980	KRIECHMAYR Vincent	1991	AUT	1:46.47	1.01	28.79	11.97	Head
10	13	511896	MURISIER Justin	1992	SUI	1:46.51	1.05	29.92	12.45	Head
11	1	54609	EICHBERGER Stefan	2000	AUT	1:46.54	1.08	30.77	12.80	Head
12	8	512408	MONNEY Alexis	2000	SUI	1:46.58	1.12	31.89	13.28	Stoeckli
13	16	6291625	SCHIEDER Florian	1995	ITA	1:46.72	1.26	35.83	14.93	Atomic
14	36	6292783	MOLTENI Nicolo	1998	ITA	1:46.84	1.38	39.20	16.36	Head
15	20	194167	MUZATON Maxence	1990	FRA	1:46.88	1.42	40.32	16.83	Rossignol
16	46	6293445	ALLIOD Benjamin Jacques	2000	ITA	1:46.89	1.43	40.60	16.95	Rossignol
17	15	194858	ALLEGRE Nils	1994	FRA	1:46.96	1.50	42.56	17.78	Salomon
18	21	54005	STRIEDINGER Otmar	1991	AUT	1:47.12	1.66	47.03	19.68	Salomon
19	19	6530319	COCHRAN-SIEGLE Ryan	1992	USA	1:47.13	1.67	47.31	19.79	Head
20	25	192746	THEAUX Adrien	1984	FRA	1:47.14	1.68	47.59	19.91	Salomon
21	45	54438	PLOIER Andreas	1997	AUT	1:47.17	1.71	48.43	20.27	Fischer
22	5	54371	BABINSKY Stefan	1996	AUT	1:47.18	1.72	48.70	20.39	Head
23	22	512228	KOHLER Marco	1997	SUI	1:47.23	1.77	50.10	20.98	Stoeckli
24	40	422707	MOELLER Fredrik	2000	NOR	1:47.26	1.80	50.93	21.34	Atomic
25	34	6532123	NEGOMIR Kyle	1998	USA	1:47.42	1.96	55.38	23.23	Atomic
26	44	54538	RIESER Stefan	1999	AUT	1:47.44	1.98	55.93	23.47	Atomic
26	41	6293831	FRANZONI Giovanni	2001	ITA	1:47.44	1.98	55.93	23.47	Rossignol
28	31	104468	READ Jeffrey	1997	CAN	1:47.47	2.01	56.76	23.82	Atomic
29	18	512281	ROESTI Lars	1998	SUI	1:47.52	2.06	58.15	24.42	Stoeckli
30	27	934643	GOLDBERG Jared	1991	USA	1:47.59	2.13	60.09	25.25	Rossignol
31	4	180877	LEHTO Elian	2000	FIN	1:47.63	2.17	61.19	25.72	Fischer
32	30	293006	INNERHOFER Christof	1984	ITA	1:47.66	2.20	62.02	26.08	Rossignol
33	52	6190459	ALPHAND Sam	1997	FRA	1:47.67	2.21	62.30	26.19	Rossignol
34	33	501987	MONSEN Felix	1994	SWE	1:47.68	2.22	62.57	26.31	Atomic
34	26	104272	SEGER Brodie	1995	CAN	1:47.68	2.22	62.57	26.31	Atomic
36	17	51215	BAUMANN Romed	1986	GER	1:47.69	2.23	62.85	26.43	Salomon
37	49	512410	ZULAUF Gael	2000	SUI	1:47.73	2.27	63.95	26.91	Fischer
37	29	6531520	MORSE Sam	1996	USA	1:47.73	2.27	63.95	26.91	Fischer
39	42	110324	von APPEN Henrik	1994	CHI	1:47.78	2.32	65.33	27.50	Head
40	10	6530104	BENNETT Bryce	1992	USA	1:47.84	2.38	66.98	28.21	Fischer
41	50	54445	HAASER Raphael	1997	AUT	1:47.91	2.45	68.91	29.04	Fischer
42	39	54733	WIESER Vincent	2002	AUT	1:47.95	2.49	70.01	29.51	Salomon
43	51	6190556	CAILLOT Ken	1998	FRA	1:48.00	2.54	71.38	30.11	Atomic
44	32	512549	HILTBRAND Livio	2003	SUI	1:48.02	2.56	71.93	30.34	Fischer
45	28	6190176	BAILET Matthieu	1996	FRA	1:48.05	2.59	72.75	30.70	Head
46	23	151238	ZABYSTRAN Jan	1998	CZE	1:48.08	2.62	73.57	31.05	Kaestle



OFFICIAL RESULTS

Number of Competitors: 60, Number of NSAs: 14

Penalty applied: 0.00

Rank	Bib	FIS Code	Name	YB	NSA Code	Time	Difference	Distance (m)	Race Points	Ski
47	37	930024	MAPLE Wiley	1990	USA	1:48.15	2.69	75.49	31.88	Atomic
48	43	203096	VOGT Luis	2002	GER	1:48.22	2.76	77.40	32.71	Rossignol
49	58	6100011	LESSARD Raphael	2001	CAN	1:48.24	2.78	77.95	32.95	Head
50	47	350095	PIFFNER Marco	1994	LIE	1:48.28	2.82	79.04	33.42	Salomon
51	53	6191134	GAMEL SEIGNEUR Charles	2002	FRA	1:48.42	2.96	82.86	35.08	Rossignol
52	24	561255	CATER Martin	1992	SLO	1:48.51	3.05	85.31	36.15	Salomon
53	48	512362	TORRENT Christophe	1999	SUI	1:48.60	3.14	87.75	37.22	Rossignol
54	35	54481	TRANINGER Manuel	1998	AUT	1:48.79	3.33	92.90	39.47	Atomic
55	57	422851	SELLAEG Simen	2003	NOR	1:48.87	3.41	95.06	40.42	Head
56	55	6532793	SMITH Jack	2001	USA	1:49.17	3.71	103.14	43.97	Rossignol
57	56	6293164	FRANZOSO Matteo	1999	ITA	1:49.47	4.01	111.18	47.53	Atomic
58	54	561435	AZNOH Rok	2002	SLO	1:49.51	4.05	112.24	48.00	Atomic
59	59	6190687	LORIoT Florian	1998	FRA	1:50.25	4.79	131.86	56.78	Rossignol

DID NOT START: 1 competitor

60	422278	WINDINGSTAD Rasmus	1993	NOR						Atomic
----	--------	--------------------	------	-----	--	--	--	--	--	--------

Jury

FIS Technical Delegate	GALBRAITH Ellen	USA
Referee	WALDNER Markus	FIS
Assistant Referee	TRINKL Hannes	FIS
Chief of Race	BJORGE Ole Johan	NOR

Technical Data

Course Name	Kvitfjell-Olympiabakken
Start Altitude	1020m
Finish Altitude	182m
Vertical Drop	838m
Course Length	3035m
Homologation Number	15104/11/23

Race Information

Course Setter	TRINKL Hannes	FIS
Gates	30	
Start Time	10:30	

Forerunners:

F1 - HAUGEN Tollef	NOR	F2 - TAKLO Jorgen Aaroen	NOR	F3 - HAMMER Aksel	NOR
--------------------	-----	--------------------------	-----	-------------------	-----


Conditions on course:

PARTLY CLOUDY	Snow: HARD PACKED	Temperature - Start: -5°C / 23°F	Temperature - Finish: -2°C / 28°F
---------------	-------------------	----------------------------------	-----------------------------------

Legend:

YB	Year of Birth
----	---------------





AUDI FIS SKI WORLD CUP 2024/25



Kvitfjell (NOR)

8th Men's Downhill

SAT 8 MAR 2025

Start Time 10:30

PENALTY CALCULATION

Best 10 at Finish

F - factor: 1250

Rank	Bib	FIS Code	Name	NSA Code	FIS Points	Best 5	Race Points
1	6	512471	von ALLMEN Franjo	SUI	0.00	0.00	0.00
2	11	512269	ODERMATT Marco	SUI	0.00	0.00	3.32
3	3	512038	ROGENTIN Stefan	SUI	10.73		
4	12	561310	HROBAT Miha	SLO	4.69		
5	2	422310	SEJERSTED Adrian Smiseth	NOR	9.06		
6	14	291459	PARIS Dominik	ITA	3.13	3.13	6.99
7	38	561397	NARALOCNIK Nejc	SLO	15.76		
8	9	104531	CRAWFORD James	CAN	3.19	3.19	10.31
9	7	53980	KRIECHMAYR Vincent	AUT	3.72	3.72	11.97
10	13	511896	MURISIER Justin	SUI	4.07		

Best 5 FIS Points Started

Rank	Bib	FIS Code	Name	NSA Code	FIS Points
1	6	512471	von ALLMEN Franjo	SUI	0.00
2	11	512269	ODERMATT Marco	SUI	0.00
12	8	512408	MONNEY Alexis	SUI	0.44
40	10	6530104	BENNETT Bryce	USA	1.73
6	14	291459	PARIS Dominik	ITA	3.13

TOTALS:

FIS Points of Best 5 Started (B)	5.30	
FIS Points of Best 5 at Finish in Top 10 (A)		10.04
Race Points of Corresponding Competitors (C)		32.59
Calculated Penalty (A+B-C):10 =>	-1.725	
Rounded	-1.73	
Category Adder	0.00	
Correction Value (Z)	0.00	
Calculated Penalty	-1.73	
Penalty Applied	0.00	





AUDI FIS SKI WORLD CUP 2024/25



Kvitfjell (NOR)

8th Men's Downhill

SAT 8 MAR 2025

Start Time 10:30

PERFORMANCE ANALYSIS BY RANK

Number of Competitors: 59 Number of NSAs: 14

Rank	Bib	Name Ski	NSA Code	Positions		Partials		Difference		Speed				
				Pos.	Time	Rank	Pos.	Time	Rank	Time	Dist.(m)	Pos.	(km/h)	Rank
1	6	von ALLMEN Franjo Head	SUI	Int1:	13.56	(6)	11-12:	26.07	(3)	0.11		Sp1	103.92	(6)
				Int2:	39.63	(2)	12-13:	22.70	(1)	0.27		Sp2	129.90	(1)
				Int3:	1:02.33	(2)	13-14:	16.85	(1)	0.06				
				Int4:	1:19.18	(1)	14-15:	11.21	(5)	0.00				
				Int5:	1:30.39	(1)	15-Fin:	15.07	(5)	0.00				
				Fin:	1:45.46	(1)				0.00	0.00	Avg:	103.60	
2	11	ODERMATT Marco Stoekli	SUI	Int1:	13.51	(2)	11-12:	26.23	(11)	0.06		Sp1	102.45	(24)
				Int2:	39.74	(6)	12-13:	22.88	(8)	0.38		Sp2	129.00	(8)
				Int3:	1:02.62	(7)	13-14:	17.02	(8)	0.35				
				Int4:	1:19.64	(6)	14-15:	11.07	(1)	0.46				
				Int5:	1:30.71	(5)	15-Fin:	15.03	(2)	0.32				
				Fin:	1:45.74	(2)				0.28	8.04	Avg:	103.33	
3	3	ROGENTIN Stefan Fischer	SUI	Int1:	13.45	(1)	11-12:	25.91	(1)	0.00		Sp1	104.23	(4)
				Int2:	39.36	(1)	12-13:	22.91	(10)	0.00		Sp2	127.70	(19)
				Int3:	1:02.27	(1)	13-14:	17.07	(11)	0.00				
				Int4:	1:19.34	(2)	14-15:	11.27	(13)	0.16				
				Int5:	1:30.61	(2)	15-Fin:	15.23	(15)	0.22				
				Fin:	1:45.84	(3)				0.38	10.90	Avg:	103.23	
4	12	HROBAT Miha Atomic	SLO	Int1:	13.62	(12)	11-12:	26.08	(5)	0.17		Sp1	104.43	(3)
				Int2:	39.70	(5)	12-13:	22.82	(4)	0.34		Sp2	128.70	(9)
				Int3:	1:02.52	(5)	13-14:	17.03	(9)	0.25				
				Int4:	1:19.55	(5)	14-15:	11.15	(2)	0.37				
				Int5:	1:30.70	(4)	15-Fin:	15.19	(13)	0.31				
				Fin:	1:45.89	(4)				0.43	12.32	Avg:	103.18	
5	2	SEJERSTED Adrian Smiseth Atomic	NOR	Int1:	13.59	(7)	11-12:	26.06	(2)	0.14		Sp1	102.44	(25)
				Int2:	39.65	(3)	12-13:	22.83	(5)	0.29		Sp2	125.30	(44)
				Int3:	1:02.48	(4)	13-14:	16.92	(3)	0.21				
				Int4:	1:19.40	(3)	14-15:	11.23	(9)	0.22				
				Int5:	1:30.63	(3)	15-Fin:	15.34	(28)	0.24				
				Fin:	1:45.97	(5)				0.51	14.61	Avg:	103.10	
6	14	PARIS Dominik Nordica	ITA	Int1:	13.54	(4)	11-12:	26.28	(12)	0.09		Sp1	104.79	(1)
				Int2:	39.82	(9)	12-13:	22.78	(3)	0.46		Sp2	129.20	(6)
				Int3:	1:02.60	(6)	13-14:	16.90	(2)	0.33				
				Int4:	1:19.50	(4)	14-15:	11.42	(34)	0.32				
				Int5:	1:30.92	(6)	15-Fin:	15.13	(9)	0.53				
				Fin:	1:46.05	(6)				0.59	16.88	Avg:	103.03	
7	38	NARALOCNIK Nejc Atomic	SLO	Int1:	13.67	(21)	11-12:	26.43	(16)	0.22		Sp1	101.56	(37)
				Int2:	40.10	(16)	12-13:	22.87	(7)	0.74		Sp2	118.50	(59)
				Int3:	1:02.97	(12)	13-14:	17.04	(10)	0.70				
				Int4:	1:20.01	(11)	14-15:	11.21	(5)	0.83				
				Int5:	1:31.22	(10)	15-Fin:	14.99	(1)	0.83				
				Fin:	1:46.21	(7)				0.75	21.43	Avg:	102.87	



PERFORMANCE ANALYSIS BY RANK

Number of Competitors: 59 Number of NSAs: 14

Rank	Bib	Name <small>Ski</small>	NSA Code	Positions		Partials		Difference		Speed				
				Pos.	Time	Rank	Pos.	Time	Rank	Time	Dist.(m)	Pos.	(km/h)	Rank
8	9	CRAWFORD James <small>Head</small>	CAN	Int1:	13.59	(7)	11-12:	26.07	(3)	0.14		Sp1	102.54	(22)
				Int2:	39.66	(4)	12-13:	22.76	(2)	0.30		Sp2	124.40	(49)
				Int3:	1:02.42	(3)	13-14:	17.24	(26)	0.15				
				Int4:	1:19.66	(7)	14-15:	11.36	(27)	0.48				
				Int5:	1:31.02	(7)	15-Fin:	15.31	(24)	0.63				
				Fin:	1:46.33	(8)				0.87	24.83	Avg:	102.76	
9	7	KRIECHMAYR Vincent <small>Head</small>	AUT	Int1:	13.55	(5)	11-12:	26.40	(13)	0.10		Sp1	102.46	(23)
				Int2:	39.95	(13)	12-13:	23.04	(20)	0.59		Sp2	129.40	(5)
				Int3:	1:02.99	(13)	13-14:	16.99	(5)	0.72				
				Int4:	1:19.98	(9)	14-15:	11.23	(9)	0.80				
				Int5:	1:31.21	(9)	15-Fin:	15.26	(19)	0.82				
				Fin:	1:46.47	(9)				1.01	28.79	Avg:	102.62	
10	13	MURISIER Justin <small>Head</small>	SUI	Int1:	13.71	(25)	11-12:	26.08	(5)	0.26		Sp1	100.83	(44)
				Int2:	39.79	(7)	12-13:	23.06	(23)	0.43		Sp2	128.70	(9)
				Int3:	1:02.85	(8)	13-14:	17.23	(24)	0.58				
				Int4:	1:20.08	(12)	14-15:	11.20	(4)	0.90				
				Int5:	1:31.28	(11)	15-Fin:	15.23	(15)	0.89				
				Fin:	1:46.51	(10)				1.05	29.92	Avg:	102.58	
11	1	EICHBERGER Stefan <small>Head</small>	AUT	Int1:	13.62	(12)	11-12:	26.51	(24)	0.17		Sp1	103.26	(10)
				Int2:	40.13	(19)	12-13:	22.92	(11)	0.77		Sp2	128.10	(15)
				Int3:	1:03.05	(14)	13-14:	17.17	(17)	0.78				
				Int4:	1:20.22	(14)	14-15:	11.27	(13)	1.04				
				Int5:	1:31.49	(14)	15-Fin:	15.05	(3)	1.10				
				Fin:	1:46.54	(11)				1.08	30.77	Avg:	102.55	
12	8	MONNEY Alexis <small>Stoeckli</small>	SUI	Int1:	13.60	(10)	11-12:	26.21	(9)	0.15		Sp1	100.66	(46)
				Int2:	39.81	(8)	12-13:	23.09	(28)	0.45		Sp2	124.80	(47)
				Int3:	1:02.90	(10)	13-14:	17.09	(12)	0.63				
				Int4:	1:19.99	(10)	14-15:	11.21	(5)	0.81				
				Int5:	1:31.20	(8)	15-Fin:	15.38	(34)	0.81				
				Fin:	1:46.58	(12)				1.12	31.89	Avg:	102.51	
13	16	SCHIEDER Florian <small>Atomic</small>	ITA	Int1:	13.66	(18)	11-12:	26.52	(26)	0.21		Sp1	103.03	(15)
				Int2:	40.18	(23)	12-13:	22.96	(12)	0.82		Sp2	126.80	(27)
				Int3:	1:03.14	(18)	13-14:	17.13	(14)	0.87				
				Int4:	1:20.27	(16)	14-15:	11.38	(31)	1.09				
				Int5:	1:31.65	(16)	15-Fin:	15.07	(5)	1.26				
				Fin:	1:46.72	(13)				1.26	35.83	Avg:	102.38	
14	36	MOLTENI Nicolo <small>Head</small>	ITA	Int1:	13.65	(17)	11-12:	26.46	(19)	0.20		Sp1	102.03	(29)
				Int2:	40.11	(17)	12-13:	22.97	(13)	0.75		Sp2	125.60	(43)
				Int3:	1:03.08	(17)	13-14:	17.10	(13)	0.81				
				Int4:	1:20.18	(13)	14-15:	11.27	(13)	1.00				
				Int5:	1:31.45	(13)	15-Fin:	15.39	(35)	1.06				
				Fin:	1:46.84	(14)				1.38	39.20	Avg:	102.27	
15	20	MUZATON Maxence <small>Rosignal</small>	FRA	Int1:	13.71	(25)	11-12:	26.45	(17)	0.26		Sp1	101.54	(38)
				Int2:	40.16	(22)	12-13:	23.04	(20)	0.80		Sp2	128.50	(12)
				Int3:	1:03.20	(20)	13-14:	17.20	(20)	0.93				
				Int4:	1:20.40	(18)	14-15:	11.30	(18)	1.22				
				Int5:	1:31.70	(18)	15-Fin:	15.18	(12)	1.31				
				Fin:	1:46.88	(15)				1.42	40.32	Avg:	102.23	



Kvitfjell (NOR)

8th Men's Downhill

SAT 8 MAR 2025

Start Time 10:30



PERFORMANCE ANALYSIS BY RANK

Number of Competitors: 59 Number of NSAs: 14

Rank	Bib	Name <small>Ski</small>	NSA Code	Positions		Partials		Difference		Speed	
				Pos.	Time Rank	Pos.	Time Rank	Time	Dist.(m)	Pos.	(km/h) Rank
16	46	ALLIOD Benjamin Jacques <small>Rossignol</small>	ITA	Int1:	13.62 (12)	11-12:	26.41 (15)	0.17		Sp1	103.12 (12)
				Int2:	40.03 (14)	12-13:	22.89 (9)	0.67		Sp2	124.50 (48)
				Int3:	1:02.92 (11)	13-14:	16.96 (4)	0.65			
				Int4:	1:19.88 (8)	14-15:	11.54 (49)	0.70			
				Int5:	1:31.42 (12)	15-Fin:	15.47 (43)	1.03			
				Fin:	1:46.89 (16)			1.43	40.60	Avg:	102.22
17	15	ALLEGRE Niels <small>Salomon</small>	FRA	Int1:	13.72 (29)	11-12:	26.21 (9)	0.27		Sp1	100.83 (44)
				Int2:	39.93 (11)	12-13:	23.12 (33)	0.57		Sp2	125.70 (39)
				Int3:	1:03.05 (14)	13-14:	17.24 (26)	0.78			
				Int4:	1:20.29 (17)	14-15:	11.35 (25)	1.11			
				Int5:	1:31.64 (15)	15-Fin:	15.32 (25)	1.25			
				Fin:	1:46.96 (17)			1.50	42.56	Avg:	102.15
18	21	STRIEDINGER Otmar <small>Salomon</small>	AUT	Int1:	13.70 (23)	11-12:	26.71 (37)	0.25		Sp1	100.47 (49)
				Int2:	40.41 (36)	12-13:	23.05 (22)	1.05		Sp2	126.40 (33)
				Int3:	1:03.46 (29)	13-14:	17.01 (7)	1.19			
				Int4:	1:20.47 (21)	14-15:	11.21 (5)	1.29			
				Int5:	1:31.68 (17)	15-Fin:	15.44 (39)	1.29			
				Fin:	1:47.12 (18)			1.66	47.03	Avg:	102.00
19	19	COCHRAN-SIEGLE Ryan <small>Head</small>	USA	Int1:	13.72 (29)	11-12:	26.40 (13)	0.27		Sp1	101.82 (32)
				Int2:	40.12 (18)	12-13:	23.12 (33)	0.76		Sp2	127.50 (21)
				Int3:	1:03.24 (22)	13-14:	17.27 (31)	0.97			
				Int4:	1:20.51 (22)	14-15:	11.40 (33)	1.33			
				Int5:	1:31.91 (21)	15-Fin:	15.22 (14)	1.52			
				Fin:	1:47.13 (19)			1.67	47.31	Avg:	101.99
20	25	THEAUX Adrien <small>Salomon</small>	FRA	Int1:	13.64 (15)	11-12:	26.45 (17)	0.19		Sp1	103.37 (9)
				Int2:	40.09 (15)	12-13:	22.98 (14)	0.73		Sp2	127.40 (22)
				Int3:	1:03.07 (16)	13-14:	17.16 (16)	0.80			
				Int4:	1:20.23 (15)	14-15:	11.56 (52)	1.05			
				Int5:	1:31.79 (20)	15-Fin:	15.35 (30)	1.40			
				Fin:	1:47.14 (20)			1.68	47.59	Avg:	101.98
21	45	PLOIER Andreas <small>Fischer</small>	AUT	Int1:	13.73 (33)	11-12:	26.20 (8)	0.28		Sp1	102.31 (27)
				Int2:	39.93 (11)	12-13:	23.26 (45)	0.57		Sp2	127.00 (25)
				Int3:	1:03.19 (19)	13-14:	17.22 (23)	0.92			
				Int4:	1:20.41 (20)	14-15:	11.34 (23)	1.23			
				Int5:	1:31.75 (19)	15-Fin:	15.42 (36)	1.36			
				Fin:	1:47.17 (21)			1.71	48.43	Avg:	101.95
22	5	BABINSKY Stefan <small>Head</small>	AUT	Int1:	13.76 (41)	11-12:	26.10 (7)	0.31		Sp1	104.53 (2)
				Int2:	39.86 (10)	12-13:	23.02 (18)	0.50		Sp2	129.50 (3)
				Int3:	1:02.88 (9)	13-14:	17.84 (59)	0.61			
				Int4:	1:20.72 (27)	14-15:	11.33 (22)	1.54			
				Int5:	1:32.05 (27)	15-Fin:	15.13 (9)	1.66			
				Fin:	1:47.18 (22)			1.72	48.70	Avg:	101.94
23	22	KOHLER Marco <small>Stoeckli</small>	SUI	Int1:	13.73 (33)	11-12:	26.60 (30)	0.28		Sp1	102.87 (19)
				Int2:	40.33 (30)	12-13:	23.00 (15)	0.97		Sp2	126.60 (29)
				Int3:	1:03.33 (26)	13-14:	17.50 (53)	1.06			
				Int4:	1:20.83 (32)	14-15:	11.17 (3)	1.65			
				Int5:	1:32.00 (24)	15-Fin:	15.23 (15)	1.61			
				Fin:	1:47.23 (23)			1.77	50.10	Avg:	101.89



Kvitfjell (NOR)

8th Men's Downhill

SAT 8 MAR 2025



PERFORMANCE ANALYSIS BY RANK

Start Time 10:30

Number of Competitors: 59 Number of NSAs: 14

Rank	Bib	Name <small>Ski</small>	NSA Code	Positions			Partials			Difference		Speed		
				Pos.	Time	Rank	Pos.	Time	Rank	Time	Dist.(m)	Pos.	(km/h)	Rank
24	40	MOELLER Fredrik <small>Atomic</small>	NOR	Int1:	13.61	(11)	11-12:	26.94	(48)	0.16		Sp1	103.06	(13)
				Int2:	40.55	(40)	12-13:	22.85	(6)	1.19		Sp2	126.60	(29)
				Int3:	1:03.40	(28)	13-14:	17.00	(6)	1.13				
				Int4:	1:20.40	(18)	14-15:	11.54	(49)	1.22				
				Int5:	1:31.94	(22)	15-Fin:	15.32	(25)	1.55				
				Fin:	1:47.26	(24)				1.80	50.93	Avg:	101.86	
25	34	NEGOMIR Kyle <small>Atomic</small>	USA	Int1:	13.72	(29)	11-12:	26.47	(21)	0.27		Sp1	101.03	(41)
				Int2:	40.19	(24)	12-13:	23.03	(19)	0.83		Sp2	127.40	(22)
				Int3:	1:03.22	(21)	13-14:	17.46	(51)	0.95				
				Int4:	1:20.68	(25)	14-15:	11.32	(20)	1.50				
				Int5:	1:32.00	(24)	15-Fin:	15.42	(36)	1.61				
				Fin:	1:47.42	(25)				1.96	55.38	Avg:	101.71	
26	44	RIESER Stefan <small>Atomic</small>	AUT	Int1:	13.66	(18)	11-12:	26.73	(38)	0.21		Sp1	97.58	(58)
				Int2:	40.39	(34)	12-13:	23.35	(48)	1.03		Sp2	127.70	(19)
				Int3:	1:03.74	(40)	13-14:	17.21	(21)	1.47				
				Int4:	1:20.95	(37)	14-15:	11.36	(27)	1.77				
				Int5:	1:32.31	(35)	15-Fin:	15.13	(9)	1.92				
				Fin:	1:47.44	(26)				1.98	55.93	Avg:	101.69	
26	41	FRANZONI Giovanni <small>Rossignol</small>	ITA	Int1:	13.75	(40)	11-12:	26.61	(31)	0.30		Sp1	101.82	(32)
				Int2:	40.36	(31)	12-13:	23.18	(38)	1.00		Sp2	128.30	(13)
				Int3:	1:03.54	(32)	13-14:	17.25	(28)	1.27				
				Int4:	1:20.79	(30)	14-15:	11.35	(25)	1.61				
				Int5:	1:32.14	(29)	15-Fin:	15.30	(23)	1.75				
				Fin:	1:47.44	(26)				1.98	55.93	Avg:	101.69	
28	31	READ Jeffrey <small>Atomic</small>	CAN	Int1:	13.66	(18)	11-12:	26.47	(21)	0.21		Sp1	103.50	(7)
				Int2:	40.13	(19)	12-13:	23.16	(37)	0.77		Sp2	125.70	(39)
				Int3:	1:03.29	(24)	13-14:	17.34	(39)	1.02				
				Int4:	1:20.63	(24)	14-15:	11.34	(23)	1.45				
				Int5:	1:31.97	(23)	15-Fin:	15.50	(44)	1.58				
				Fin:	1:47.47	(28)				2.01	56.76	Avg:	101.67	
29	18	ROESTI Lars <small>Stoeckli</small>	SUI	Int1:	13.73	(33)	11-12:	26.98	(50)	0.28		Sp1	103.01	(16)
				Int2:	40.71	(47)	12-13:	23.10	(29)	1.35		Sp2	128.10	(15)
				Int3:	1:03.81	(43)	13-14:	17.34	(39)	1.54				
				Int4:	1:21.15	(44)	14-15:	11.25	(12)	1.97				
				Int5:	1:32.40	(39)	15-Fin:	15.12	(8)	2.01				
				Fin:	1:47.52	(29)				2.06	58.15	Avg:	101.62	
30	27	GOLDBERG Jared <small>Rossignol</small>	USA	Int1:	13.71	(25)	11-12:	26.75	(39)	0.26		Sp1	100.86	(43)
				Int2:	40.46	(39)	12-13:	23.22	(42)	1.10		Sp2	129.60	(2)
				Int3:	1:03.68	(37)	13-14:	17.30	(35)	1.41				
				Int4:	1:20.98	(38)	14-15:	11.38	(31)	1.80				
				Int5:	1:32.36	(38)	15-Fin:	15.23	(15)	1.97				
				Fin:	1:47.59	(30)				2.13	60.09	Avg:	101.55	
31	4	LEHTO Elian <small>Fischer</small>	FIN	Int1:	13.67	(21)	11-12:	27.07	(53)	0.22		Sp1	103.01	(16)
				Int2:	40.74	(48)	12-13:	23.37	(49)	1.38		Sp2	128.60	(11)
				Int3:	1:04.11	(50)	13-14:	17.15	(15)	1.84				
				Int4:	1:21.26	(46)	14-15:	11.32	(20)	2.08				
				Int5:	1:32.58	(45)	15-Fin:	15.05	(3)	2.19				
				Fin:	1:47.63	(31)				2.17	61.19	Avg:	101.51	



Kvitfjell (NOR)

8th Men's Downhill

SAT 8 MAR 2025

Start Time 10:30



PERFORMANCE ANALYSIS BY RANK

Number of Competitors: 59 Number of NSAs: 14

Rank	Bib	Name Ski	NSA Code	Positions		Partials		Difference		Speed	
				Pos.	Time Rank	Pos.	Time Rank	Time	Dist.(m)	Pos.	(km/h) Rank
32	30	INNERHOFER Christof Rossignol	ITA	Int1:	13.59 (7)	11-12:	26.54 (27)	0.14		Sp1	101.90 (31)
				Int2:	40.13 (19)	12-13:	23.12 (33)	0.77		Sp2	124.30 (50)
				Int3:	1:03.25 (23)	13-14:	17.31 (36)	0.98			
				Int4:	1:20.56 (23)	14-15:	11.44 (38)	1.38			
				Int5:	1:32.00 (24)	15-Fin:	15.66 (53)	1.61			
				Fin:	1:47.66 (32)			2.20	62.02	Avg:	101.49
33	52	ALPHAND Sam Rossignol	FRA	Int1:	13.71 (25)	11-12:	26.70 (36)	0.26		Sp1	103.46 (8)
				Int2:	40.41 (36)	12-13:	23.22 (42)	1.05		Sp2	123.90 (53)
				Int3:	1:03.63 (34)	13-14:	17.21 (21)	1.36			
				Int4:	1:20.84 (33)	14-15:	11.24 (11)	1.66			
				Int5:	1:32.08 (28)	15-Fin:	15.59 (50)	1.69			
				Fin:	1:47.67 (33)			2.21	62.30	Avg:	101.48
34	33	MONSEN Felix Atomic	SWE	Int1:	13.76 (41)	11-12:	26.49 (23)	0.31		Sp1	102.29 (28)
				Int2:	40.25 (26)	12-13:	23.07 (24)	0.89		Sp2	125.70 (39)
				Int3:	1:03.32 (25)	13-14:	17.37 (44)	1.05			
				Int4:	1:20.69 (26)	14-15:	11.53 (47)	1.51			
				Int5:	1:32.22 (30)	15-Fin:	15.46 (41)	1.83			
				Fin:	1:47.68 (34)			2.22	62.57	Avg:	101.47
34	26	SEGER Brodie Atomic	CAN	Int1:	13.64 (15)	11-12:	26.64 (35)	0.19		Sp1	102.02 (30)
				Int2:	40.28 (28)	12-13:	23.19 (39)	0.92		Sp2	126.40 (33)
				Int3:	1:03.47 (31)	13-14:	17.41 (45)	1.20			
				Int4:	1:20.88 (34)	14-15:	11.44 (38)	1.70			
				Int5:	1:32.32 (36)	15-Fin:	15.36 (32)	1.93			
				Fin:	1:47.68 (34)			2.22	62.57	Avg:	101.47
36	17	BAUMANN Romed Salomon	GER	Int1:	13.72 (29)	11-12:	26.51 (24)	0.27		Sp1	100.59 (48)
				Int2:	40.23 (25)	12-13:	23.41 (53)	0.87		Sp2	129.10 (7)
				Int3:	1:03.64 (35)	13-14:	17.35 (42)	1.37			
				Int4:	1:20.99 (39)	14-15:	11.36 (27)	1.81			
				Int5:	1:32.35 (37)	15-Fin:	15.34 (28)	1.96			
				Fin:	1:47.69 (36)			2.23	62.85	Avg:	101.46
37	49	ZULAUF Gael Fischer	SUI	Int1:	13.70 (23)	11-12:	26.55 (28)	0.25		Sp1	102.71 (21)
				Int2:	40.25 (26)	12-13:	23.11 (32)	0.89		Sp2	126.10 (37)
				Int3:	1:03.36 (27)	13-14:	17.41 (45)	1.09			
				Int4:	1:20.77 (29)	14-15:	11.51 (44)	1.59			
				Int5:	1:32.28 (34)	15-Fin:	15.45 (40)	1.89			
				Fin:	1:47.73 (37)			2.27	63.95	Avg:	101.42
37	29	MORSE Sam Fischer	USA	Int1:	13.80 (48)	11-12:	26.79 (40)	0.35		Sp1	103.06 (13)
				Int2:	40.59 (41)	12-13:	23.08 (26)	1.23		Sp2	126.40 (33)
				Int3:	1:03.67 (36)	13-14:	17.26 (29)	1.40			
				Int4:	1:20.93 (36)	14-15:	11.30 (18)	1.75			
				Int5:	1:32.23 (31)	15-Fin:	15.50 (44)	1.84			
				Fin:	1:47.73 (37)			2.27	63.95	Avg:	101.42
39	42	von APPEN Henrik Head	CHI	Int1:	13.74 (38)	11-12:	26.62 (32)	0.29		Sp1	101.15 (40)
				Int2:	40.36 (31)	12-13:	23.10 (29)	1.00		Sp2	126.50 (32)
				Int3:	1:03.46 (29)	13-14:	17.28 (33)	1.19			
				Int4:	1:20.74 (28)	14-15:	11.53 (47)	1.56			
				Int5:	1:32.27 (33)	15-Fin:	15.51 (47)	1.88			
				Fin:	1:47.78 (39)			2.32	65.33	Avg:	101.37



Kvitfjell (NOR)

8th Men's Downhill

SAT 8 MAR 2025



PERFORMANCE ANALYSIS BY RANK

Start Time 10:30

Number of Competitors: 59 Number of NSAs: 14

Rank	Bib	Name <small>Ski</small>	NSA Code	Positions			Partials		Difference		Speed			
				Pos.	Time	Rank	Pos.	Time	Rank	Time	Dist.(m)	Pos.	(km/h)	Rank
40	10	BENNETT Bryce <small>Fischer</small>	USA	Int1:	13.76	(41)	11-12:	26.88	(42)	0.31		Sp1	101.80	(35)
				Int2:	40.64	(42)	12-13:	23.10	(29)	1.28		Sp2	126.60	(29)
				Int3:	1:03.74	(40)	13-14:	17.27	(31)	1.47				
				Int4:	1:21.01	(40)	14-15:	11.47	(41)	1.83				
				Int5:	1:32.48	(41)	15-Fin:	15.36	(32)	2.09				
				Fin:	1:47.84	(40)				2.38	66.98	Avg:	101.32	
41	50	HAASER Raphael <small>Fischer</small>	AUT	Int1:	13.76	(41)	11-12:	26.56	(29)	0.31		Sp1	100.24	(51)
				Int2:	40.32	(29)	12-13:	23.38	(51)	0.96		Sp2	123.90	(53)
				Int3:	1:03.70	(38)	13-14:	17.19	(19)	1.43				
				Int4:	1:20.89	(35)	14-15:	11.37	(30)	1.71				
				Int5:	1:32.26	(32)	15-Fin:	15.65	(52)	1.87				
				Fin:	1:47.91	(41)				2.45	68.91	Avg:	101.25	
42	39	WIESER Vincent <small>Salomon</small>	AUT	Int1:	13.79	(47)	11-12:	26.90	(44)	0.34		Sp1	102.86	(20)
				Int2:	40.69	(46)	12-13:	23.20	(40)	1.33		Sp2	126.40	(33)
				Int3:	1:03.89	(47)	13-14:	17.18	(18)	1.62				
				Int4:	1:21.07	(41)	14-15:	11.42	(34)	1.89				
				Int5:	1:32.49	(42)	15-Fin:	15.46	(41)	2.10				
				Fin:	1:47.95	(42)				2.49	70.01	Avg:	101.21	
43	51	CAILLOT Ken <small>Atomic</small>	FRA	Int1:	13.80	(48)	11-12:	26.96	(49)	0.35		Sp1	100.89	(42)
				Int2:	40.76	(50)	12-13:	23.07	(24)	1.40		Sp2	127.30	(24)
				Int3:	1:03.83	(44)	13-14:	17.34	(39)	1.56				
				Int4:	1:21.17	(45)	14-15:	11.55	(51)	1.99				
				Int5:	1:32.72	(46)	15-Fin:	15.28	(20)	2.33				
				Fin:	1:48.00	(43)				2.54	71.38	Avg:	101.17	
44	32	HILTBRAND Livio <small>Fischer</small>	SUI	Int1:	13.88	(53)	11-12:	26.90	(44)	0.43		Sp1	103.01	(16)
				Int2:	40.78	(51)	12-13:	23.01	(16)	1.42		Sp2	125.70	(39)
				Int3:	1:03.79	(42)	13-14:	17.28	(33)	1.52				
				Int4:	1:21.07	(41)	14-15:	11.42	(34)	1.89				
				Int5:	1:32.49	(42)	15-Fin:	15.53	(49)	2.10				
				Fin:	1:48.02	(44)				2.56	71.93	Avg:	101.15	
45	28	BAILET Matthieu <small>Head</small>	FRA	Int1:	13.80	(48)	11-12:	26.63	(34)	0.35		Sp1	103.25	(11)
				Int2:	40.43	(38)	12-13:	23.13	(36)	1.07		Sp2	124.30	(50)
				Int3:	1:03.56	(33)	13-14:	17.26	(29)	1.29				
				Int4:	1:20.82	(31)	14-15:	11.62	(56)	1.64				
				Int5:	1:32.44	(40)	15-Fin:	15.61	(51)	2.05				
				Fin:	1:48.05	(45)				2.59	72.75	Avg:	101.12	
46	23	ZABYSTRAN Jan <small>Kaestle</small>	CZE	Int1:	13.53	(3)	11-12:	27.30	(57)	0.08		Sp1	98.42	(56)
				Int2:	40.83	(52)	12-13:	23.32	(47)	1.47		Sp2	126.80	(27)
				Int3:	1:04.15	(54)	13-14:	17.31	(36)	1.88				
				Int4:	1:21.46	(48)	14-15:	11.27	(13)	2.28				
				Int5:	1:32.73	(47)	15-Fin:	15.35	(30)	2.34				
				Fin:	1:48.08	(46)				2.62	73.57	Avg:	101.09	
47	37	MAPLE Wiley <small>Atomic</small>	USA	Int1:	13.74	(38)	11-12:	27.50	(58)	0.29		Sp1	101.38	(39)
				Int2:	41.24	(58)	12-13:	23.22	(42)	1.88		Sp2	127.80	(18)
				Int3:	1:04.46	(55)	13-14:	17.31	(36)	2.19				
				Int4:	1:21.77	(55)	14-15:	11.28	(17)	2.59				
				Int5:	1:33.05	(53)	15-Fin:	15.10	(7)	2.66				
				Fin:	1:48.15	(47)				2.69	75.49	Avg:	101.03	



Kvitfjell (NOR)

8th Men's Downhill

SAT 8 MAR 2025



PERFORMANCE ANALYSIS BY RANK

Start Time 10:30

Number of Competitors: 59 Number of NSAs: 14

Rank	Bib	Name Ski	NSA Code	Positions			Partials		Difference		Speed			
				Pos.	Time	Rank	Pos.	Time	Rank	Time	Dist.(m)	Pos.	(km/h)	Rank
48	43	VOGT Luis Rossignol	GER	Int1:	13.81	(51)	11-12:	26.86	(41)	0.36		Sp1	104.20	(5)
				Int2:	40.67	(45)	12-13:	23.20	(40)	1.31		Sp2	128.10	(15)
				Int3:	1:03.87	(46)	13-14:	17.59	(57)	1.60				
				Int4:	1:21.46	(48)	14-15:	11.47	(41)	2.28				
				Int5:	1:32.93	(48)	15-Fin:	15.29	(22)	2.54				
				Fin:	1:48.22	(48)				2.76	77.40	Avg:	100.96	
49	58	LESSARD Raphael Head	CAN	Int1:	13.91	(54)	11-12:	26.46	(19)	0.46		Sp1	100.62	(47)
				Int2:	40.37	(33)	12-13:	23.47	(55)	1.01		Sp2	123.20	(56)
				Int3:	1:03.84	(45)	13-14:	17.23	(24)	1.57				
				Int4:	1:21.07	(41)	14-15:	11.45	(40)	1.89				
				Int5:	1:32.52	(44)	15-Fin:	15.72	(57)	2.13				
				Fin:	1:48.24	(49)				2.78	77.95	Avg:	100.94	
50	47	PIFFNER Marco Salomon	LIE	Int1:	13.73	(33)	11-12:	26.92	(46)	0.28		Sp1	98.18	(57)
				Int2:	40.65	(43)	12-13:	23.08	(26)	1.29		Sp2	129.50	(3)
				Int3:	1:03.73	(39)	13-14:	17.58	(56)	1.46				
				Int4:	1:21.31	(47)	14-15:	11.69	(58)	2.13				
				Int5:	1:33.00	(51)	15-Fin:	15.28	(20)	2.61				
				Fin:	1:48.28	(50)				2.82	79.04	Avg:	100.91	
51	53	GAMEL SEIGNEUR Charles Rossignol	FRA	Int1:	13.73	(33)	11-12:	27.01	(51)	0.28		Sp1	98.56	(55)
				Int2:	40.74	(48)	12-13:	23.37	(49)	1.38		Sp2	128.30	(13)
				Int3:	1:04.11	(50)	13-14:	17.36	(43)	1.84				
				Int4:	1:21.47	(50)	14-15:	11.52	(45)	2.29				
				Int5:	1:32.99	(49)	15-Fin:	15.43	(38)	2.60				
				Fin:	1:48.42	(51)				2.96	82.86	Avg:	100.77	
52	24	CATER Martin Salomon	SLO	Int1:	13.91	(54)	11-12:	26.93	(47)	0.46		Sp1	99.30	(53)
				Int2:	40.84	(53)	12-13:	23.27	(46)	1.48		Sp2	123.20	(56)
				Int3:	1:04.11	(50)	13-14:	17.45	(50)	1.84				
				Int4:	1:21.56	(54)	14-15:	11.43	(37)	2.38				
				Int5:	1:32.99	(49)	15-Fin:	15.52	(48)	2.60				
				Fin:	1:48.51	(52)				3.05	85.31	Avg:	100.69	
53	48	TORRENT Christophe Rossignol	SUI	Int1:	13.92	(56)	11-12:	27.18	(56)	0.47		Sp1	101.58	(36)
				Int2:	41.10	(55)	12-13:	23.01	(16)	1.74		Sp2	126.00	(38)
				Int3:	1:04.11	(50)	13-14:	17.43	(47)	1.84				
				Int4:	1:21.54	(53)	14-15:	11.56	(52)	2.36				
				Int5:	1:33.10	(54)	15-Fin:	15.50	(44)	2.71				
				Fin:	1:48.60	(53)				3.14	87.75	Avg:	100.61	
54	35	TRANINGER Manuel Atomic	AUT	Int1:	13.77	(45)	11-12:	26.88	(42)	0.32		Sp1	100.27	(50)
				Int2:	40.65	(43)	12-13:	23.39	(52)	1.29		Sp2	123.90	(53)
				Int3:	1:04.04	(49)	13-14:	17.44	(49)	1.77				
				Int4:	1:21.48	(52)	14-15:	11.52	(45)	2.30				
				Int5:	1:33.00	(51)	15-Fin:	15.79	(58)	2.61				
				Fin:	1:48.79	(54)				3.33	92.90	Avg:	100.43	
55	57	SELLAEG Simen Head	NOR	Int1:	13.77	(45)	11-12:	26.62	(32)	0.32		Sp1	101.81	(34)
				Int2:	40.39	(34)	12-13:	23.52	(57)	1.03		Sp2	124.30	(50)
				Int3:	1:03.91	(48)	13-14:	17.56	(55)	1.64				
				Int4:	1:21.47	(50)	14-15:	11.72	(59)	2.29				
				Int5:	1:33.19	(55)	15-Fin:	15.68	(55)	2.80				
				Fin:	1:48.87	(55)				3.41	95.06	Avg:	100.36	





AUDI FIS SKI WORLD CUP 2024/25



Kvitfjell (NOR)

8th Men's Downhill

SAT 8 MAR 2025

Start Time 10:30

PERFORMANCE ANALYSIS BY BIB

Number of Competitors: 60 Number of NSAs: 14

Bib	Name Ski	NSA Code	Positions			Partials		Difference		Speed			
			Pos.	Time	Rank	Pos.	Time	Rank	Time	Dist.(m)	Pos.	(km/h)	Rank
1	EICHBERGER Stefan Head	AUT	Int1:	13.62	(12)	11-12:	26.51	(24)	0.17		Sp1	103.26	(10)
			Int2:	40.13	(19)	12-13:	22.92	(11)	0.77		Sp2	128.10	(15)
			Int3:	1:03.05	(14)	13-14:	17.17	(17)	0.78				
			Int4:	1:20.22	(14)	14-15:	11.27	(13)	1.04				
			Int5:	1:31.49	(14)	15-Fin:	15.05	(3)	1.10				
			Fin:	1:46.54	(11)				1.08	30.77	Avg:	102.55	
2	SEJERSTED Adrian Smiseth Atomic	NOR	Int1:	13.59	(7)	11-12:	26.06	(2)	0.14		Sp1	102.44	(25)
			Int2:	39.65	(3)	12-13:	22.83	(5)	0.29		Sp2	125.30	(44)
			Int3:	1:02.48	(4)	13-14:	16.92	(3)	0.21				
			Int4:	1:19.40	(3)	14-15:	11.23	(9)	0.22				
			Int5:	1:30.63	(3)	15-Fin:	15.34	(28)	0.24				
			Fin:	1:45.97	(5)				0.51	14.61	Avg:	103.10	
3	ROGENTIN Stefan Fischer	SUI	Int1:	13.45	(1)	11-12:	25.91	(1)	0.00		Sp1	104.23	(4)
			Int2:	39.36	(1)	12-13:	22.91	(10)	0.00		Sp2	127.70	(19)
			Int3:	1:02.27	(1)	13-14:	17.07	(11)	0.00				
			Int4:	1:19.34	(2)	14-15:	11.27	(13)	0.16				
			Int5:	1:30.61	(2)	15-Fin:	15.23	(15)	0.22				
			Fin:	1:45.84	(3)				0.38	10.90	Avg:	103.23	
4	LEHTO Elian Fischer	FIN	Int1:	13.67	(21)	11-12:	27.07	(53)	0.22		Sp1	103.01	(16)
			Int2:	40.74	(48)	12-13:	23.37	(49)	1.38		Sp2	128.60	(11)
			Int3:	1:04.11	(50)	13-14:	17.15	(15)	1.84				
			Int4:	1:21.26	(46)	14-15:	11.32	(20)	2.08				
			Int5:	1:32.58	(45)	15-Fin:	15.05	(3)	2.19				
			Fin:	1:47.63	(31)				2.17	61.19	Avg:	101.51	
5	BABINSKY Stefan Head	AUT	Int1:	13.76	(41)	11-12:	26.10	(7)	0.31		Sp1	104.53	(2)
			Int2:	39.86	(10)	12-13:	23.02	(18)	0.50		Sp2	129.50	(3)
			Int3:	1:02.88	(9)	13-14:	17.84	(59)	0.61				
			Int4:	1:20.72	(27)	14-15:	11.33	(22)	1.54				
			Int5:	1:32.05	(27)	15-Fin:	15.13	(9)	1.66				
			Fin:	1:47.18	(22)				1.72	48.70	Avg:	101.94	
6	von ALLMEN Franjo Head	SUI	Int1:	13.56	(6)	11-12:	26.07	(3)	0.11		Sp1	103.92	(6)
			Int2:	39.63	(2)	12-13:	22.70	(1)	0.27		Sp2	129.90	(1)
			Int3:	1:02.33	(2)	13-14:	16.85	(1)	0.06				
			Int4:	1:19.18	(1)	14-15:	11.21	(5)	0.00				
			Int5:	1:30.39	(1)	15-Fin:	15.07	(5)	0.00				
			Fin:	1:45.46	(1)				0.00	0.00	Avg:	103.60	
7	KRIECHMAYR Vincent Head	AUT	Int1:	13.55	(5)	11-12:	26.40	(13)	0.10		Sp1	102.46	(23)
			Int2:	39.95	(13)	12-13:	23.04	(20)	0.59		Sp2	129.40	(5)
			Int3:	1:02.99	(13)	13-14:	16.99	(5)	0.72				
			Int4:	1:19.98	(9)	14-15:	11.23	(9)	0.80				
			Int5:	1:31.21	(9)	15-Fin:	15.26	(19)	0.82				
			Fin:	1:46.47	(9)				1.01	28.79	Avg:	102.62	



Kvitfjell (NOR)

8th Men's Downhill

SAT 8 MAR 2025



PERFORMANCE ANALYSIS BY BIB

Start Time 10:30

Number of Competitors: 60 Number of NSAs: 14

Bib	Name Ski	NSA Code	Positions			Partials		Difference		Speed			
			Pos.	Time	Rank	Pos.	Time	Rank	Time	Dist.(m)	Pos.	(km/h) Rank	
8	MONNEY Alexis Stoeckli	SUI	Int1:	13.60	(10)	11-12:	26.21	(9)	0.15		Sp1	100.66	(46)
			Int2:	39.81	(8)	12-13:	23.09	(28)	0.45		Sp2	124.80	(47)
			Int3:	1:02.90	(10)	13-14:	17.09	(12)	0.63				
			Int4:	1:19.99	(10)	14-15:	11.21	(5)	0.81				
			Int5:	1:31.20	(8)	15-Fin:	15.38	(34)	0.81				
			Fin:	1:46.58	(12)				1.12	31.89	Avg:	102.51	
9	CRAWFORD James Head	CAN	Int1:	13.59	(7)	11-12:	26.07	(3)	0.14		Sp1	102.54	(22)
			Int2:	39.66	(4)	12-13:	22.76	(2)	0.30		Sp2	124.40	(49)
			Int3:	1:02.42	(3)	13-14:	17.24	(26)	0.15				
			Int4:	1:19.66	(7)	14-15:	11.36	(27)	0.48				
			Int5:	1:31.02	(7)	15-Fin:	15.31	(24)	0.63				
			Fin:	1:46.33	(8)				0.87	24.83	Avg:	102.76	
10	BENNETT Bryce Fischer	USA	Int1:	13.76	(41)	11-12:	26.88	(42)	0.31		Sp1	101.80	(35)
			Int2:	40.64	(42)	12-13:	23.10	(29)	1.28		Sp2	126.60	(29)
			Int3:	1:03.74	(40)	13-14:	17.27	(31)	1.47				
			Int4:	1:21.01	(40)	14-15:	11.47	(41)	1.83				
			Int5:	1:32.48	(41)	15-Fin:	15.36	(32)	2.09				
			Fin:	1:47.84	(40)				2.38	66.98	Avg:	101.32	
11	ODERMATT Marco Stoeckli	SUI	Int1:	13.51	(2)	11-12:	26.23	(11)	0.06		Sp1	102.45	(24)
			Int2:	39.74	(6)	12-13:	22.88	(8)	0.38		Sp2	129.00	(8)
			Int3:	1:02.62	(7)	13-14:	17.02	(8)	0.35				
			Int4:	1:19.64	(6)	14-15:	11.07	(1)	0.46				
			Int5:	1:30.71	(5)	15-Fin:	15.03	(2)	0.32				
			Fin:	1:45.74	(2)				0.28	8.04	Avg:	103.33	
12	HROBAT Miha Atomic	SLO	Int1:	13.62	(12)	11-12:	26.08	(5)	0.17		Sp1	104.43	(3)
			Int2:	39.70	(5)	12-13:	22.82	(4)	0.34		Sp2	128.70	(9)
			Int3:	1:02.52	(5)	13-14:	17.03	(9)	0.25				
			Int4:	1:19.55	(5)	14-15:	11.15	(2)	0.37				
			Int5:	1:30.70	(4)	15-Fin:	15.19	(13)	0.31				
			Fin:	1:45.89	(4)				0.43	12.32	Avg:	103.18	
13	MURISIER Justin Head	SUI	Int1:	13.71	(25)	11-12:	26.08	(5)	0.26		Sp1	100.83	(44)
			Int2:	39.79	(7)	12-13:	23.06	(23)	0.43		Sp2	128.70	(9)
			Int3:	1:02.85	(8)	13-14:	17.23	(24)	0.58				
			Int4:	1:20.08	(12)	14-15:	11.20	(4)	0.90				
			Int5:	1:31.28	(11)	15-Fin:	15.23	(15)	0.89				
			Fin:	1:46.51	(10)				1.05	29.92	Avg:	102.58	
14	PARIS Dominik Nordica	ITA	Int1:	13.54	(4)	11-12:	26.28	(12)	0.09		Sp1	104.79	(1)
			Int2:	39.82	(9)	12-13:	22.78	(3)	0.46		Sp2	129.20	(6)
			Int3:	1:02.60	(6)	13-14:	16.90	(2)	0.33				
			Int4:	1:19.50	(4)	14-15:	11.42	(34)	0.32				
			Int5:	1:30.92	(6)	15-Fin:	15.13	(9)	0.53				
			Fin:	1:46.05	(6)				0.59	16.88	Avg:	103.03	
15	ALLEGRE Nils Salomon	FRA	Int1:	13.72	(29)	11-12:	26.21	(9)	0.27		Sp1	100.83	(44)
			Int2:	39.93	(11)	12-13:	23.12	(33)	0.57		Sp2	125.70	(39)
			Int3:	1:03.05	(14)	13-14:	17.24	(26)	0.78				
			Int4:	1:20.29	(17)	14-15:	11.35	(25)	1.11				
			Int5:	1:31.64	(15)	15-Fin:	15.32	(25)	1.25				
			Fin:	1:46.96	(17)				1.50	42.56	Avg:	102.15	



Kvitfjell (NOR)

8th Men's Downhill

SAT 8 MAR 2025



PERFORMANCE ANALYSIS BY BIB

Start Time 10:30

Number of Competitors: 60 Number of NSAs: 14

Bib	Name Ski	NSA Code	Positions			Partials		Difference		Speed			
			Pos.	Time	Rank	Pos.	Time	Rank	Time	Dist.(m)	Pos.	(km/h)	Rank
16	SCHIEDER Florian Atomic	ITA	Int1:	13.66	(18)	11-12:	26.52	(26)	0.21		Sp1	103.03	(15)
			Int2:	40.18	(23)	12-13:	22.96	(12)	0.82		Sp2	126.80	(27)
			Int3:	1:03.14	(18)	13-14:	17.13	(14)	0.87				
			Int4:	1:20.27	(16)	14-15:	11.38	(31)	1.09				
			Int5:	1:31.65	(16)	15-Fin:	15.07	(5)	1.26				
			Fin:	1:46.72	(13)				1.26	35.83	Avg:	102.38	
17	BAUMANN Romed Salomon	GER	Int1:	13.72	(29)	11-12:	26.51	(24)	0.27		Sp1	100.59	(48)
			Int2:	40.23	(25)	12-13:	23.41	(53)	0.87		Sp2	129.10	(7)
			Int3:	1:03.64	(35)	13-14:	17.35	(42)	1.37				
			Int4:	1:20.99	(39)	14-15:	11.36	(27)	1.81				
			Int5:	1:32.35	(37)	15-Fin:	15.34	(28)	1.96				
			Fin:	1:47.69	(36)				2.23	62.85	Avg:	101.46	
18	ROESTI Lars Stoeckli	SUI	Int1:	13.73	(33)	11-12:	26.98	(50)	0.28		Sp1	103.01	(16)
			Int2:	40.71	(47)	12-13:	23.10	(29)	1.35		Sp2	128.10	(15)
			Int3:	1:03.81	(43)	13-14:	17.34	(39)	1.54				
			Int4:	1:21.15	(44)	14-15:	11.25	(12)	1.97				
			Int5:	1:32.40	(39)	15-Fin:	15.12	(8)	2.01				
			Fin:	1:47.52	(29)				2.06	58.15	Avg:	101.62	
19	COCHRAN-SIEGLE Ryan Head	USA	Int1:	13.72	(29)	11-12:	26.40	(13)	0.27		Sp1	101.82	(32)
			Int2:	40.12	(18)	12-13:	23.12	(33)	0.76		Sp2	127.50	(21)
			Int3:	1:03.24	(22)	13-14:	17.27	(31)	0.97				
			Int4:	1:20.51	(22)	14-15:	11.40	(33)	1.33				
			Int5:	1:31.91	(21)	15-Fin:	15.22	(14)	1.52				
			Fin:	1:47.13	(19)				1.67	47.31	Avg:	101.99	
20	MUZATON Maxence Rossignol	FRA	Int1:	13.71	(25)	11-12:	26.45	(17)	0.26		Sp1	101.54	(38)
			Int2:	40.16	(22)	12-13:	23.04	(20)	0.80		Sp2	128.50	(12)
			Int3:	1:03.20	(20)	13-14:	17.20	(20)	0.93				
			Int4:	1:20.40	(18)	14-15:	11.30	(18)	1.22				
			Int5:	1:31.70	(18)	15-Fin:	15.18	(12)	1.31				
			Fin:	1:46.88	(15)				1.42	40.32	Avg:	102.23	
21	STRIEDINGER Otmar Salomon	AUT	Int1:	13.70	(23)	11-12:	26.71	(37)	0.25		Sp1	100.47	(49)
			Int2:	40.41	(36)	12-13:	23.05	(22)	1.05		Sp2	126.40	(33)
			Int3:	1:03.46	(29)	13-14:	17.01	(7)	1.19				
			Int4:	1:20.47	(21)	14-15:	11.21	(5)	1.29				
			Int5:	1:31.68	(17)	15-Fin:	15.44	(39)	1.29				
			Fin:	1:47.12	(18)				1.66	47.03	Avg:	102.00	
22	KOHLER Marco Stoeckli	SUI	Int1:	13.73	(33)	11-12:	26.60	(30)	0.28		Sp1	102.87	(19)
			Int2:	40.33	(30)	12-13:	23.00	(15)	0.97		Sp2	126.60	(29)
			Int3:	1:03.33	(26)	13-14:	17.50	(53)	1.06				
			Int4:	1:20.83	(32)	14-15:	11.17	(3)	1.65				
			Int5:	1:32.00	(24)	15-Fin:	15.23	(15)	1.61				
			Fin:	1:47.23	(23)				1.77	50.10	Avg:	101.89	
23	ZABYSTRAN Jan Kaesle	CZE	Int1:	13.53	(3)	11-12:	27.30	(57)	0.08		Sp1	98.42	(56)
			Int2:	40.83	(52)	12-13:	23.32	(47)	1.47		Sp2	126.80	(27)
			Int3:	1:04.15	(54)	13-14:	17.31	(36)	1.88				
			Int4:	1:21.46	(48)	14-15:	11.27	(13)	2.28				
			Int5:	1:32.73	(47)	15-Fin:	15.35	(30)	2.34				
			Fin:	1:48.08	(46)				2.62	73.57	Avg:	101.09	



Kvitfjell (NOR)

8th Men's Downhill

SAT 8 MAR 2025



PERFORMANCE ANALYSIS BY BIB

Start Time 10:30

Number of Competitors: 60 Number of NSAs: 14

Bib	Name Ski	NSA Code	Positions			Partials		Difference		Speed			
			Pos.	Time	Rank	Pos.	Time	Rank	Time	Dist.(m)	Pos.	(km/h)	Rank
24	CATER Martin Salomon	SLO	Int1:	13.91	(54)	11-12:	26.93	(47)	0.46		Sp1	99.30	(53)
			Int2:	40.84	(53)	12-13:	23.27	(46)	1.48		Sp2	123.20	(56)
			Int3:	1:04.11	(50)	13-14:	17.45	(50)	1.84				
			Int4:	1:21.56	(54)	14-15:	11.43	(37)	2.38				
			Int5:	1:32.99	(49)	15-Fin:	15.52	(48)	2.60				
			Fin:	1:48.51	(52)				3.05	85.31	Avg:	100.69	
25	THEAUX Adrien Salomon	FRA	Int1:	13.64	(15)	11-12:	26.45	(17)	0.19		Sp1	103.37	(9)
			Int2:	40.09	(15)	12-13:	22.98	(14)	0.73		Sp2	127.40	(22)
			Int3:	1:03.07	(16)	13-14:	17.16	(16)	0.80				
			Int4:	1:20.23	(15)	14-15:	11.56	(52)	1.05				
			Int5:	1:31.79	(20)	15-Fin:	15.35	(30)	1.40				
			Fin:	1:47.14	(20)				1.68	47.59	Avg:	101.98	
26	SEGER Brodie Atomic	CAN	Int1:	13.64	(15)	11-12:	26.64	(35)	0.19		Sp1	102.02	(30)
			Int2:	40.28	(28)	12-13:	23.19	(39)	0.92		Sp2	126.40	(33)
			Int3:	1:03.47	(31)	13-14:	17.41	(45)	1.20				
			Int4:	1:20.88	(34)	14-15:	11.44	(38)	1.70				
			Int5:	1:32.32	(36)	15-Fin:	15.36	(32)	1.93				
			Fin:	1:47.68	(34)				2.22	62.57	Avg:	101.47	
27	GOLDBERG Jared Rossignol	USA	Int1:	13.71	(25)	11-12:	26.75	(39)	0.26		Sp1	100.86	(43)
			Int2:	40.46	(39)	12-13:	23.22	(42)	1.10		Sp2	129.60	(2)
			Int3:	1:03.68	(37)	13-14:	17.30	(35)	1.41				
			Int4:	1:20.98	(38)	14-15:	11.38	(31)	1.80				
			Int5:	1:32.36	(38)	15-Fin:	15.23	(15)	1.97				
			Fin:	1:47.59	(30)				2.13	60.09	Avg:	101.55	
28	BAILET Matthieu Head	FRA	Int1:	13.80	(48)	11-12:	26.63	(34)	0.35		Sp1	103.25	(11)
			Int2:	40.43	(38)	12-13:	23.13	(36)	1.07		Sp2	124.30	(50)
			Int3:	1:03.56	(33)	13-14:	17.26	(29)	1.29				
			Int4:	1:20.82	(31)	14-15:	11.62	(56)	1.64				
			Int5:	1:32.44	(40)	15-Fin:	15.61	(51)	2.05				
			Fin:	1:48.05	(45)				2.59	72.75	Avg:	101.12	
29	MORSE Sam Fischer	USA	Int1:	13.80	(48)	11-12:	26.79	(40)	0.35		Sp1	103.06	(13)
			Int2:	40.59	(41)	12-13:	23.08	(26)	1.23		Sp2	126.40	(33)
			Int3:	1:03.67	(36)	13-14:	17.26	(29)	1.40				
			Int4:	1:20.93	(36)	14-15:	11.30	(18)	1.75				
			Int5:	1:32.23	(31)	15-Fin:	15.50	(44)	1.84				
			Fin:	1:47.73	(37)				2.27	63.95	Avg:	101.42	
30	INNERHOFER Christof Rossignol	ITA	Int1:	13.59	(7)	11-12:	26.54	(27)	0.14		Sp1	101.90	(31)
			Int2:	40.13	(19)	12-13:	23.12	(33)	0.77		Sp2	124.30	(50)
			Int3:	1:03.25	(23)	13-14:	17.31	(36)	0.98				
			Int4:	1:20.56	(23)	14-15:	11.44	(38)	1.38				
			Int5:	1:32.00	(24)	15-Fin:	15.66	(53)	1.61				
			Fin:	1:47.66	(32)				2.20	62.02	Avg:	101.49	
31	READ Jeffrey Atomic	CAN	Int1:	13.66	(18)	11-12:	26.47	(21)	0.21		Sp1	103.50	(7)
			Int2:	40.13	(19)	12-13:	23.16	(37)	0.77		Sp2	125.70	(39)
			Int3:	1:03.29	(24)	13-14:	17.34	(39)	1.02				
			Int4:	1:20.63	(24)	14-15:	11.34	(23)	1.45				
			Int5:	1:31.97	(23)	15-Fin:	15.50	(44)	1.58				
			Fin:	1:47.47	(28)				2.01	56.76	Avg:	101.67	



Kvitfjell (NOR)

8th Men's Downhill

SAT 8 MAR 2025

Start Time 10:30

PERFORMANCE ANALYSIS BY BIB

Number of Competitors: 60 Number of NSAs: 14

Bib	Name Ski	NSA Code	Positions			Partials		Difference		Speed			
			Pos.	Time	Rank	Pos.	Time	Rank	Time	Dist.(m)	Pos.	(km/h)	Rank
32	HILTBRAND Livio Fischer	SUI	Int1:	13.88	(53)	11-12:	26.90	(44)	0.43		Sp1	103.01	(16)
			Int2:	40.78	(51)	12-13:	23.01	(16)	1.42		Sp2	125.70	(39)
			Int3:	1:03.79	(42)	13-14:	17.28	(33)	1.52				
			Int4:	1:21.07	(41)	14-15:	11.42	(34)	1.89				
			Int5:	1:32.49	(42)	15-Fin:	15.53	(49)	2.10				
			Fin:	1:48.02	(44)				2.56	71.93	Avg:	101.15	
33	MONSEN Felix Atomic	SWE	Int1:	13.76	(41)	11-12:	26.49	(23)	0.31		Sp1	102.29	(28)
			Int2:	40.25	(26)	12-13:	23.07	(24)	0.89		Sp2	125.70	(39)
			Int3:	1:03.32	(25)	13-14:	17.37	(44)	1.05				
			Int4:	1:20.69	(26)	14-15:	11.53	(47)	1.51				
			Int5:	1:32.22	(30)	15-Fin:	15.46	(41)	1.83				
			Fin:	1:47.68	(34)				2.22	62.57	Avg:	101.47	
34	NEGOMIR Kyle Atomic	USA	Int1:	13.72	(29)	11-12:	26.47	(21)	0.27		Sp1	101.03	(41)
			Int2:	40.19	(24)	12-13:	23.03	(19)	0.83		Sp2	127.40	(22)
			Int3:	1:03.22	(21)	13-14:	17.46	(51)	0.95				
			Int4:	1:20.68	(25)	14-15:	11.32	(20)	1.50				
			Int5:	1:32.00	(24)	15-Fin:	15.42	(36)	1.61				
			Fin:	1:47.42	(25)				1.96	55.38	Avg:	101.71	
35	TRANINGER Manuel Atomic	AUT	Int1:	13.77	(45)	11-12:	26.88	(42)	0.32		Sp1	100.27	(50)
			Int2:	40.65	(43)	12-13:	23.39	(52)	1.29		Sp2	123.90	(53)
			Int3:	1:04.04	(49)	13-14:	17.44	(49)	1.77				
			Int4:	1:21.48	(52)	14-15:	11.52	(45)	2.30				
			Int5:	1:33.00	(51)	15-Fin:	15.79	(58)	2.61				
			Fin:	1:48.79	(54)				3.33	92.90	Avg:	100.43	
36	MOLTENI Nicolo Head	ITA	Int1:	13.65	(17)	11-12:	26.46	(19)	0.20		Sp1	102.03	(29)
			Int2:	40.11	(17)	12-13:	22.97	(13)	0.75		Sp2	125.60	(43)
			Int3:	1:03.08	(17)	13-14:	17.10	(13)	0.81				
			Int4:	1:20.18	(13)	14-15:	11.27	(13)	1.00				
			Int5:	1:31.45	(13)	15-Fin:	15.39	(35)	1.06				
			Fin:	1:46.84	(14)				1.38	39.20	Avg:	102.27	
37	MAPLE Wiley Atomic	USA	Int1:	13.74	(38)	11-12:	27.50	(58)	0.29		Sp1	101.38	(39)
			Int2:	41.24	(58)	12-13:	23.22	(42)	1.88		Sp2	127.80	(18)
			Int3:	1:04.46	(55)	13-14:	17.31	(36)	2.19				
			Int4:	1:21.77	(55)	14-15:	11.28	(17)	2.59				
			Int5:	1:33.05	(53)	15-Fin:	15.10	(7)	2.66				
			Fin:	1:48.15	(47)				2.69	75.49	Avg:	101.03	
38	NARALOCNIK Nejc Atomic	SLO	Int1:	13.67	(21)	11-12:	26.43	(16)	0.22		Sp1	101.56	(37)
			Int2:	40.10	(16)	12-13:	22.87	(7)	0.74		Sp2	118.50	(59)
			Int3:	1:02.97	(12)	13-14:	17.04	(10)	0.70				
			Int4:	1:20.01	(11)	14-15:	11.21	(5)	0.83				
			Int5:	1:31.22	(10)	15-Fin:	14.99	(1)	0.83				
			Fin:	1:46.21	(7)				0.75	21.43	Avg:	102.87	
39	WIESER Vincent Salomon	AUT	Int1:	13.79	(47)	11-12:	26.90	(44)	0.34		Sp1	102.86	(20)
			Int2:	40.69	(46)	12-13:	23.20	(40)	1.33		Sp2	126.40	(33)
			Int3:	1:03.89	(47)	13-14:	17.18	(18)	1.62				
			Int4:	1:21.07	(41)	14-15:	11.42	(34)	1.89				
			Int5:	1:32.49	(42)	15-Fin:	15.46	(41)	2.10				
			Fin:	1:47.95	(42)				2.49	70.01	Avg:	101.21	



Number of Competitors: 60 Number of NSAs: 14

Bib	Name Ski	NSA Code	Positions			Partials		Difference		Speed			
			Pos.	Time	Rank	Pos.	Time	Rank	Time	Dist.(m)	Pos.	(km/h)	Rank
40	MOELLER Fredrik Atomic	NOR	Int1:	13.61	(11)	11-12:	26.94	(48)	0.16		Sp1	103.06	(13)
			Int2:	40.55	(40)	12-13:	22.85	(6)	1.19		Sp2	126.60	(29)
			Int3:	1:03.40	(28)	13-14:	17.00	(6)	1.13				
			Int4:	1:20.40	(18)	14-15:	11.54	(49)	1.22				
			Int5:	1:31.94	(22)	15-Fin:	15.32	(25)	1.55				
			Fin:	1:47.26	(24)				1.80	50.93	Avg:	101.86	
41	FRANZONI Giovanni Rossignol	ITA	Int1:	13.75	(40)	11-12:	26.61	(31)	0.30		Sp1	101.82	(32)
			Int2:	40.36	(31)	12-13:	23.18	(38)	1.00		Sp2	128.30	(13)
			Int3:	1:03.54	(32)	13-14:	17.25	(28)	1.27				
			Int4:	1:20.79	(30)	14-15:	11.35	(25)	1.61				
			Int5:	1:32.14	(29)	15-Fin:	15.30	(23)	1.75				
			Fin:	1:47.44	(26)				1.98	55.93	Avg:	101.69	
42	von APPEN Henrik Head	CHI	Int1:	13.74	(38)	11-12:	26.62	(32)	0.29		Sp1	101.15	(40)
			Int2:	40.36	(31)	12-13:	23.10	(29)	1.00		Sp2	126.50	(32)
			Int3:	1:03.46	(29)	13-14:	17.28	(33)	1.19				
			Int4:	1:20.74	(28)	14-15:	11.53	(47)	1.56				
			Int5:	1:32.27	(33)	15-Fin:	15.51	(47)	1.88				
			Fin:	1:47.78	(39)				2.32	65.33	Avg:	101.37	
43	YOGT Luis Rossignol	GER	Int1:	13.81	(51)	11-12:	26.86	(41)	0.36		Sp1	104.20	(5)
			Int2:	40.67	(45)	12-13:	23.20	(40)	1.31		Sp2	128.10	(15)
			Int3:	1:03.87	(46)	13-14:	17.59	(57)	1.60				
			Int4:	1:21.46	(48)	14-15:	11.47	(41)	2.28				
			Int5:	1:32.93	(48)	15-Fin:	15.29	(22)	2.54				
			Fin:	1:48.22	(48)				2.76	77.40	Avg:	100.96	
44	RIESER Stefan Atomic	AUT	Int1:	13.66	(18)	11-12:	26.73	(38)	0.21		Sp1	97.58	(58)
			Int2:	40.39	(34)	12-13:	23.35	(48)	1.03		Sp2	127.70	(19)
			Int3:	1:03.74	(40)	13-14:	17.21	(21)	1.47				
			Int4:	1:20.95	(37)	14-15:	11.36	(27)	1.77				
			Int5:	1:32.31	(35)	15-Fin:	15.13	(9)	1.92				
			Fin:	1:47.44	(26)				1.98	55.93	Avg:	101.69	
45	PLOIER Andreas Fischer	AUT	Int1:	13.73	(33)	11-12:	26.20	(8)	0.28		Sp1	102.31	(27)
			Int2:	39.93	(11)	12-13:	23.26	(45)	0.57		Sp2	127.00	(25)
			Int3:	1:03.19	(19)	13-14:	17.22	(23)	0.92				
			Int4:	1:20.41	(20)	14-15:	11.34	(23)	1.23				
			Int5:	1:31.75	(19)	15-Fin:	15.42	(36)	1.36				
			Fin:	1:47.17	(21)				1.71	48.43	Avg:	101.95	
46	ALLIOD Benjamin Jacques Rossignol	ITA	Int1:	13.62	(12)	11-12:	26.41	(15)	0.17		Sp1	103.12	(12)
			Int2:	40.03	(14)	12-13:	22.89	(9)	0.67		Sp2	124.50	(48)
			Int3:	1:02.92	(11)	13-14:	16.96	(4)	0.65				
			Int4:	1:19.88	(8)	14-15:	11.54	(49)	0.70				
			Int5:	1:31.42	(12)	15-Fin:	15.47	(43)	1.03				
			Fin:	1:46.89	(16)				1.43	40.60	Avg:	102.22	
47	PIFFNER Marco Salomon	LIE	Int1:	13.73	(33)	11-12:	26.92	(46)	0.28		Sp1	98.18	(57)
			Int2:	40.65	(43)	12-13:	23.08	(26)	1.29		Sp2	129.50	(3)
			Int3:	1:03.73	(39)	13-14:	17.58	(56)	1.46				
			Int4:	1:21.31	(47)	14-15:	11.69	(58)	2.13				
			Int5:	1:33.00	(51)	15-Fin:	15.28	(20)	2.61				
			Fin:	1:48.28	(50)				2.82	79.04	Avg:	100.91	



Kvitfjell (NOR)



8th Men's Downhill

SAT 8 MAR 2025

PERFORMANCE ANALYSIS BY BIB

Start Time 10:30

Number of Competitors: 60 Number of NSAs: 14

Bib	Name Ski	NSA Code	Positions			Partials		Difference		Speed			
			Pos.	Time	Rank	Pos.	Time	Rank	Time	Dist.(m)	Pos.	(km/h) Rank	
48	TORRENT Christophe Rossignol	SUI	Int1:	13.92	(56)	11-12:	27.18	(56)	0.47		Sp1	101.58	(36)
			Int2:	41.10	(55)	12-13:	23.01	(16)	1.74		Sp2	126.00	(38)
			Int3:	1:04.11	(50)	13-14:	17.43	(47)	1.84				
			Int4:	1:21.54	(53)	14-15:	11.56	(52)	2.36				
			Int5:	1:33.10	(54)	15-Fin:	15.50	(44)	2.71				
			Fin:	1:48.60	(53)				3.14	87.75	Avg:	100.61	
49	ZULAUF Gael Fischer	SUI	Int1:	13.70	(23)	11-12:	26.55	(28)	0.25		Sp1	102.71	(21)
			Int2:	40.25	(26)	12-13:	23.11	(32)	0.89		Sp2	126.10	(37)
			Int3:	1:03.36	(27)	13-14:	17.41	(45)	1.09				
			Int4:	1:20.77	(29)	14-15:	11.51	(44)	1.59				
			Int5:	1:32.28	(34)	15-Fin:	15.45	(40)	1.89				
			Fin:	1:47.73	(37)				2.27	63.95	Avg:	101.42	
50	HAASER Raphael Fischer	AUT	Int1:	13.76	(41)	11-12:	26.56	(29)	0.31		Sp1	100.24	(51)
			Int2:	40.32	(29)	12-13:	23.38	(51)	0.96		Sp2	123.90	(53)
			Int3:	1:03.70	(38)	13-14:	17.19	(19)	1.43				
			Int4:	1:20.89	(35)	14-15:	11.37	(30)	1.71				
			Int5:	1:32.26	(32)	15-Fin:	15.65	(52)	1.87				
			Fin:	1:47.91	(41)				2.45	68.91	Avg:	101.25	
51	CAILLOT Ken Atomic	FRA	Int1:	13.80	(48)	11-12:	26.96	(49)	0.35		Sp1	100.89	(42)
			Int2:	40.76	(50)	12-13:	23.07	(24)	1.40		Sp2	127.30	(24)
			Int3:	1:03.83	(44)	13-14:	17.34	(39)	1.56				
			Int4:	1:21.17	(45)	14-15:	11.55	(51)	1.99				
			Int5:	1:32.72	(46)	15-Fin:	15.28	(20)	2.33				
			Fin:	1:48.00	(43)				2.54	71.38	Avg:	101.17	
52	ALPHAND Sam Rossignol	FRA	Int1:	13.71	(25)	11-12:	26.70	(36)	0.26		Sp1	103.46	(8)
			Int2:	40.41	(36)	12-13:	23.22	(42)	1.05		Sp2	123.90	(53)
			Int3:	1:03.63	(34)	13-14:	17.21	(21)	1.36				
			Int4:	1:20.84	(33)	14-15:	11.24	(11)	1.66				
			Int5:	1:32.08	(28)	15-Fin:	15.59	(50)	1.69				
			Fin:	1:47.67	(33)				2.21	62.30	Avg:	101.48	
53	GAMEL SEIGNEUR Charles Rossignol	FRA	Int1:	13.73	(33)	11-12:	27.01	(51)	0.28		Sp1	98.56	(55)
			Int2:	40.74	(48)	12-13:	23.37	(49)	1.38		Sp2	128.30	(13)
			Int3:	1:04.11	(50)	13-14:	17.36	(43)	1.84				
			Int4:	1:21.47	(50)	14-15:	11.52	(45)	2.29				
			Int5:	1:32.99	(49)	15-Fin:	15.43	(38)	2.60				
			Fin:	1:48.42	(51)				2.96	82.86	Avg:	100.77	
54	AZNOH Rok Atomic	SLO	Int1:	14.02	(59)	11-12:	27.10	(54)	0.57		Sp1	98.79	(54)
			Int2:	41.12	(56)	12-13:	23.41	(53)	1.76		Sp2	127.00	(25)
			Int3:	1:04.53	(57)	13-14:	17.80	(58)	2.26				
			Int4:	1:22.33	(57)	14-15:	11.50	(43)	3.15				
			Int5:	1:33.83	(57)	15-Fin:	15.68	(55)	3.44				
			Fin:	1:49.51	(58)				4.05	112.24	Avg:	99.77	
55	SMITH Jack Rossignol	USA	Int1:	13.96	(57)	11-12:	27.05	(52)	0.51		Sp1	102.36	(26)
			Int2:	41.01	(54)	12-13:	23.47	(55)	1.65		Sp2	125.30	(44)
			Int3:	1:04.48	(56)	13-14:	17.46	(51)	2.21				
			Int4:	1:21.94	(56)	14-15:	11.56	(52)	2.76				
			Int5:	1:33.50	(56)	15-Fin:	15.67	(54)	3.11				
			Fin:	1:49.17	(56)				3.71	103.14	Avg:	100.08	



Kvitfjell (NOR)

8th Men's Downhill

SAT 8 MAR 2025



PERFORMANCE ANALYSIS BY BIB

Start Time 10:30

Number of Competitors: 60 Number of NSAs: 14

Bib	Name Ski	NSA Code	Positions			Partials		Difference		Speed			
			Pos.	Time	Rank	Pos.	Time	Rank	Time	Dist.(m)	Pos.	(km/h) Rank	
56	FRANZOSO Matteo Atomic	ITA	Int1:	13.83	(52)	11-12:			0.38				
			Int2:			12-13:					Sp2	125.10 (46)	
			Int3:	1:05.12	(58)	13-14:	17.43	(47)	2.85				
			Int4:	1:22.55	(58)	14-15:	11.60	(55)	3.37				
			Int5:	1:34.15	(58)	15-Fin:	15.32	(25)	3.76				
			Fin:	1:49.47	(57)				4.01	111.18	Avg:	99.81	
57	SELLAEG Simen Head	NOR	Int1:	13.77	(45)	11-12:	26.62	(32)	0.32				
			Int2:	40.39	(34)	12-13:	23.52	(57)	1.03		Sp1	101.81 (34)	
			Int3:	1:03.91	(48)	13-14:	17.56	(55)	1.64		Sp2	124.30 (50)	
			Int4:	1:21.47	(50)	14-15:	11.72	(59)	2.29				
			Int5:	1:33.19	(55)	15-Fin:	15.68	(55)	2.80				
			Fin:	1:48.87	(55)				3.41	95.06	Avg:	100.36	
58	LESSARD Raphael Head	CAN	Int1:	13.91	(54)	11-12:	26.46	(19)	0.46				
			Int2:	40.37	(33)	12-13:	23.47	(55)	1.01		Sp1	100.62 (47)	
			Int3:	1:03.84	(45)	13-14:	17.23	(24)	1.57		Sp2	123.20 (56)	
			Int4:	1:21.07	(41)	14-15:	11.45	(40)	1.89				
			Int5:	1:32.52	(44)	15-Fin:	15.72	(57)	2.13				
			Fin:	1:48.24	(49)				2.78	77.95	Avg:	100.94	
59	LORIENT Florian Rossignol	FRA	Int1:	13.97	(58)	11-12:	27.17	(55)	0.52				
			Int2:	41.14	(57)	12-13:	23.98	(58)	1.78		Sp1	99.35 (52)	
			Int3:	1:05.12	(58)	13-14:	17.55	(54)	2.85		Sp2	122.70 (58)	
			Int4:	1:22.67	(59)	14-15:	11.63	(57)	3.49				
			Int5:	1:34.30	(59)	15-Fin:	15.95	(59)	3.91				
			Fin:	1:50.25	(59)				4.79	131.86	Avg:	99.10	
60	WINDINGSTAD Rasmus Atomic	NOR	Int1:			11-12:							
			Int2:			12-13:							
			Int3:			13-14:							
			Int4:			14-15:							
			Int5:			15-Fin:							
			Fin:	DNS								Avg:	

Intermediate Time Positions : Int. 1 = Inter1 Int. 2 = Inter2 Int. 3 = Inter3
 Int. 4 = Inter4 Int. 5 = Inter5
 Speed Measurement Positions : Sp 1 = Speed 1 Sp 2 = Speed 2

Legend:		Dist.(m)	DNS	Fin
Avg	Average	ix	Pos.	Finish
Int	Intermediate			
Sp	Speed trap			



Kvitfjell (NOR)

8th Men's Downhill

FIS WORLD CUP STANDINGS

6 DEC 2024 Beaver Creek (USA)
 21 DEC 2024 Val Gardena (ITA)
 28 DEC 2024 Bormio (ITA)
 18 JAN 2025 Wengen (SUI)
 25 JAN 2025 Kitzbühel (AUT)
 22 FEB 2025 Crans Montana (SUI)
 7 MAR 2025 Kvitfjell (NOR)
 8 MAR 2025 Kvitfjell (NOR)

Number of Competitors: 59, Number of NSAs: 14

Rank	FIS Code	Name	NSA Code	1	2	3	4	5	6	7	8	WC Points	Diff.
1	512269	ODERMATT Marco	SUI	80	100	45	100	40	80	80	80	605	
2	512471	von ALLMEN Franjo	SUI	3	80	80	80	29	100	50	100	522	83
3	512408	MONNEY Alexis	SUI	20	-	100	-	80	60	45	22	327	278
4	561310	HROBAT Miha	SLO	60	16	36	60	45	29	24	50	320	285
5	104531	CRAWFORD James	CAN	50	-	14	29	100	40	5	32	270	335
6	291459	PARIS Dominik	ITA	12	6	-	50	22	32	100	40	262	343
7	511896	MURISIER Justin	SUI	100	2	40	36	24	13	16	26	257	348
8	512038	ROGENTIN Stefan	SUI	20	26	22	22	-	24	60	60	234	371
9	104537	ALEXANDER Cameron	CAN	-	29	60	45	60	-	-	-	194	411
10	194858	ALLEGRE Nils	FRA	32	50	26	13	4	22	32	14	193	412
11	53980	KRIECHMAYR Vincent	AUT	45	-	32	-	-	50	22	29	178	427
12	6530319	COCHRAN-SIEGLE Ryan	USA	22	60	-	24	12	20	26	12	176	429
13	6530104	BENNETT Bryce	USA	40	32	-	40	2	14	36	-	164	441
14	422310	SEJERSTED Adri.	NOR	9	-	2	7	29	12	40	45	144	461
15	54609	EICHBERGER Stefan	AUT	11	40	-	-	-	36	18	24	129	476
16	6291625	SCHIEDER Florian	ITA	8	-	-	26	16	45	13	20	128	477
17	53975	HEMETSBERGER Daniel	AUT	7	22	24	3	50	16	-	-	122	483
17	990081	CASSE Mattia	ITA	5	18	50	20	11	18	-	-	122	483
19	54371	BABINSKY Stefan	AUT	14	-	16	10	32	11	29	9	121	484
20	194167	MUZATON Maxence	FRA	15	-	-	18	36	-	20	16	105	500
21	512281	ROESTI Lars	SUI	13	22	-	32	-	15	15	2	99	506
22	180877	LEHTO Elian	FIN	-	-	15	12	5	26	12	-	70	535
23	104272	SEGER Brodie	CAN	26	24	-	5	8	-	3	-	66	539
24	54005	STRIEDINGER Otmar	AUT	2	9	6	14	20	-	-	13	64	541
25	51215	BAUMANN Romed	GER	-	36	-	-	13	7	6	-	62	543
26	512228	KOHLER Marco	SUI	16	-	29	-	-	4	2	8	59	546
27	561397	NARALOCNIK Nejc	SLO	-	-	-	-	-	10	12	36	58	547
28	192746	THEAUX Adrien	FRA	-	11	-	7	14	-	14	11	57	548
29	561255	CATER Martin	SLO	-	45	5	-	-	-	-	-	50	555
30	151238	ZABYSTRAN Jan	CZE	24	5	-	9	-	-	8	-	46	559
31	194873	SARRAZIN Cyprien	FRA	29	14	-	-	-	-	-	-	43	562
32	6293831	FRANZONI Giovanni	ITA	4	-	12	-	18	-	1	5	40	565
33	194298	GIEZENDANNER Blaise	FRA	36	-	3	-	-	-	-	-	39	566
34	293006	INNERHOFER Christof	ITA	-	4	13	-	7	5	9	-	38	567
35	6190179	ALPHAND Nils	FRA	2	-	18	-	15	-	-	-	35	570
36	6531520	MORSE Sam	USA	10	-	-	16	-	1	7	-	34	571
37	934643	GOLDBERG Jared	USA	-	-	-	15	6	6	-	1	28	577
37	203096	VOGT Luis	GER	-	14	10	4	-	-	-	-	28	577
37	422707	MOELLER Fredrik	NOR	-	-	11	-	-	10	-	7	28	577
40	6190176	BAILET Matthieu	FRA	-	-	10	11	3	3	-	-	27	578
41	54538	RIESER Stefan	AUT	-	15	1	1	-	2	-	5	24	581
42	202762	JOCHER Simon	GER	-	2	20	-	-	-	-	-	22	583
42	6292783	MOLTENI Nicolo	ITA	-	-	-	-	-	-	4	18	22	583
42	512549	HILTBRAND Livio	SUI	-	14	-	-	-	8	-	-	22	583
45	501987	MONSEN Felix	SWE	-	11	-	-	9	-	-	-	20	585
46	6293445	ALLIOD Benjamin	ITA	-	-	-	3	-	-	-	15	18	587
47	930024	MAPLE Wiley	USA	-	-	-	-	-	-	10	-	10	595
47	54438	PLOIER Andreas	AUT	-	-	-	-	-	-	-	10	10	595
47	54080	NEUMAYER Christopher	AUT	-	-	-	-	10	-	-	-	10	595
47	54528	HACKER Felix	AUT	-	2	8	-	-	-	-	-	10	595
51	6531444	ARVIDSSON Erik	USA	-	8	-	-	-	-	-	-	8	597
51	110324	von APPEN Henrik	CHI	-	-	-	8	-	-	-	-	8	597

Kvitfjell (NOR)

8th Men's Downhill

FIS WORLD CUP STANDINGS



Number of Competitors: 59, Number of NSAs: 14

Rank	FIS Code	Name	NSA Code	1	2	3	4	5	6	7	8	WC Points	Diff.
51	54733	WIESER Vincent	AUT	-	-	7	-	1	-	-	-	8	597
54	512275	METTLER Josua	SUI	-	7	-	-	-	-	-	-	7	598
55	54445	HAASER Raphael	AUT	6	-	-	-	-	-	-	-	6	599
55	6532123	NEGOMIR Kyle	USA	-	-	-	-	-	-	-	6	6	599
57	54481	TRANINGER Manuel	AUT	-	-	5	-	-	-	-	-	5	600
58	350095	PIFFNER Marco	LIE	-	4	-	-	-	-	-	-	4	601
59	104468	READ Jeffrey	CAN	-	-	-	-	-	-	-	3	3	602

Legend:				
-	No points	Diff.	Difference	WC World Cup

Kvitfjell (NOR)

8th Men's Downhill


OVERALL FIS WORLD CUP STANDINGS

Number of Competitors: 150, Number of NSAs: 25

Rank	FIS Code	Name	NSA Code	WC Points	Diff.	DH 8 races	SL 10 races	GS 7 races	SG 6 races
1	512269	ODERMATT Marco	SUI	1466		605 (1)	-	420 (1)	441 (1)
2	422304	KRISTOFFERSEN Henrik	NOR	946	520	-	567 (1)	379 (2)	-
3	512471	von ALLMEN Franjo	SUI	756	710	522 (2)	-	-	234 (5)
4	512182	MEILLARD Loic	SUI	731	735	-	465 (3)	234 (6)	32 (33)
5	422507	HAUGAN Timon	NOR	626	840	-	459 (4)	167 (12)	-
6	422732	McGRATH Atle Lie	NOR	580	886	-	394 (5)	186 (11)	-
7	422729	PINHEIRO BRAAT.	BRA	554	912	-	313 (6)	241 (4)	-
8	512408	MONNEY Alexis	SUI	527	939	327 (3)	-	-	200 (7)
9	6190403	NOEL Clement	FRA	490	976	-	490 (2)	-	-
10	512038	ROGENTIN Stefan	SUI	469	997	234 (8)	-	-	235 (4)
11	291459	PARIS Dominik	ITA	424	1042	262 (6)	-	-	162 (8)
12	53980	KRIECHMAYR Vincent	AUT	414	1052	178 (11)	-	-	236 (3)
13	422766	STEEN OLSEN Alexander	NOR	385	1081	-	84 (26)	301 (3)	-
14	990081	CASSE Mattia	ITA	382	1084	122 (17)	-	-	260 (2)
15	561310	HROBAT Miha	SLO	380	1086	320 (4)	-	-	60 (24)
16	511896	MURISIER Justin	SUI	373	1093	257 (7)	-	14 (40)	102 (15)
17	104531	CRAWFORD James	CAN	372	1094	270 (5)	-	-	102 (15)
18	380335	ZUBCIC Filip	CRO	346	1120	-	134 (18)	212 (8)	-
19	104537	ALEXANDER Cameron	CAN	338	1128	194 (9)	-	-	144 (9)
20	54063	FELLER Manuel	AUT	316	1150	-	287 (7)	29 (34)	-
20	194858	ALLEGRE Nils	FRA	316	1150	193 (10)	-	-	123 (11)
22	6293171	VINATZER Alex	ITA	272	1194	-	174 (17)	98 (20)	-
23	512203	NEF Tanguy	SUI	266	1200	-	266 (8)	-	-
23	422310	SEJERSTED Adri.	NOR	266	1200	144 (14)	-	-	122 (12)
25	54444	GSTREIN Fabio	AUT	259	1207	-	259 (9)	-	-
26	6530319	COCHRAN-SIEGLE Ryan	USA	252	1214	176 (12)	-	-	76 (20)
27	202451	STRASSER Linus	GER	250	1216	-	241 (11)	9 (44)	-
28	422707	MOELLER Fredrik	NOR	248	1218	28 (37)	-	-	220 (6)
29	6190558	AMIEZ Steven	FRA	242	1224	-	242 (10)	-	-
30	561244	KRANJEC Zan	SLO	237	1229	-	-	237 (5)	-
31	54445	HAASER Raphael	AUT	230	1236	6 (55)	-	94 (21)	130 (10)
32	92720	POPOV Albert	BUL	229	1237	-	229 (12)	-	-
33	511638	TUMLER Thomas	SUI	218	1248	-	-	218 (7)	-
34	380377	KOLEGA Samuel	CRO	214	1252	-	214 (13)	-	-
35	53975	HEMETSBERGER Daniel	AUT	209	1257	122 (17)	-	-	87 (18)
35	511996	YULE Daniel	SUI	209	1257	-	209 (14)	-	-
37	54609	EICHBERGER Stefan	AUT	201	1265	129 (15)	-	-	72 (22)
37	6532084	RADAMUS River	USA	201	1265	-	4 (52)	160 (13)	37 (29)
39	54027	BRENNSTEINER Stefan	AUT	199	1267	-	-	199 (9)	-
40	54371	BABINSKY Stefan	AUT	197	1269	121 (19)	-	-	76 (20)
41	990116	de ALIPRANDINI Luca	ITA	196	1270	-	-	196 (10)	-
42	502015	JAKOBSEN Kristoffer	SWE	188	1278	-	188 (15)	-	-
43	54320	SCHWARZ Marco	AUT	185	1281	-	82 (27)	103 (19)	-
44	511983	AERNI Luca	SUI	184	1282	-	64 (30)	120 (18)	-
45	220689	RYDING Dave	GBR	183	1283	-	183 (16)	-	-
46	6530104	BENNETT Bryce	USA	180	1286	164 (13)	-	-	16 (48)
47	54359	FEURSTEIN Patrick	AUT	159	1307	-	-	159 (14)	-
48	20398	VERDU Joan	AND	153	1313	-	-	153 (15)	-
49	194935	FAVROT Thibaut	FRA	151	1315	-	-	151 (16)	-
50	54628	FEURSTEIN Lukas	AUT	150	1316	-	-	32 (33)	118 (13)
51	6293831	FRANZONI Giovanni	ITA	145	1321	40 (32)	-	-	105 (14)
52	6291625	SCHIEDER Florian	ITA	141	1325	128 (16)	-	-	13 (50)
53	512281	ROESTI Lars	SUI	131	1335	99 (21)	-	-	32 (33)
54	6190628	ANGUENOT Leo	FRA	127	1339	-	-	127 (17)	-
55	194873	SARRAZIN Cyprien	FRA	126	1340	43 (31)	-	3 (53)	80 (19)
56	511852	CAVIEZEL Gino	SUI	125	1341	-	-	89 (23)	36 (31)
57	6532592	RITCHIE Benjamin	USA	124	1342	-	124 (19)	-	-
58	6190543	RASSAT Paco	FRA	123	1343	-	123 (20)	-	-
59	60253	MARCHANT Armand	BEL	122	1344	-	122 (21)	-	-
60	193967	MUFFAT-JEANDET Victor	FRA	120	1346	-	115 (22)	5 (50)	-
61	934643	GOLDBERG Jared	USA	119	1347	28 (37)	-	-	91 (17)
62	60261	MAES Sam	BEL	113	1353	-	21 (42)	92 (22)	-
63	151238	ZABYSTRAN Jan	CZE	111	1355	46 (30)	-	-	65 (23)
64	54252	RASCHNER Dominik	AUT	110	1356	-	110 (23)	-	-

Kvitfjell (NOR)

8th Men's Downhill


OVERALL FIS WORLD CUP STANDINGS

Number of Competitors: 150, Number of NSAs: 25

Rank	FIS Code	Name	NSA Code	WC Points	Diff.	DH 8 races	SL 10 races	GS 7 races	SG 6 races
65	194167	MUZATON Maxence	FRA	105	1361	105 (20)	-	-	-
66	54170	MATT Michael	AUT	100	1366	-	100 (24)	-	-
67	51215	BAUMANN Romed	GER	99	1367	62 (25)	-	-	37 (29)
68	293006	INNERHOFER Christof	ITA	94	1372	38 (34)	-	-	56 (25)
69	180877	LEHTO Elian	FIN	92	1374	70 (22)	-	-	22 (43)
69	54093	STROLZ Johannes	AUT	92	1374	-	92 (25)	-	-
71	194298	GIEZENDANNER Blaise	FRA	89	1377	39 (33)	-	-	50 (26)
71	54005	STRIEDINGER Otmar	AUT	89	1377	64 (24)	-	-	25 (38)
73	104272	SEGER Brodie	CAN	85	1381	66 (23)	-	-	19 (44)
74	54348	PERTL Adrian	AUT	80	1386	-	80 (28)	-	-
74	192746	THEAUX Adrien	FRA	80	1386	57 (28)	-	-	23 (41)
76	194364	PINTURAUULT Alexis	FRA	74	1392	-	-	48 (26)	26 (37)
77	390044	LAINÉ Tormis	EST	71	1395	-	27 (39)	44 (28)	-
78	512228	KOHLER Marco	SUI	68	1398	59 (26)	-	-	9 (51)
78	511899	ROCHAT Marc	SUI	68	1398	-	68 (29)	-	-
80	501987	MONSEN Felix	SWE	65	1401	20 (45)	-	-	45 (28)
81	6293252	KASTLUNGER Tobias	ITA	61	1405	-	61 (31)	-	-
81	293797	GROSS Stefano	ITA	61	1405	-	61 (31)	-	-
83	221236	TAYLOR Laurie	GBR	59	1407	-	59 (33)	-	-
84	561397	NARALOCNIK Nejc	SLO	58	1408	58 (27)	-	-	-
85	180919	HALLBERG Eduard	FIN	55	1411	-	55 (34)	-	-
85	202883	GRAMMEL Anton	GER	55	1411	-	-	55 (24)	-
87	202597	SCHMID Alexander	GER	53	1413	-	-	53 (25)	-
88	561255	CATER Martin	SLO	52	1414	50 (29)	-	-	2 (57)
89	6190176	BAILET Matthieu	FRA	50	1416	27 (40)	-	-	23 (41)
90	6190687	LORiot Florian	FRA	49	1417	-	-	-	49 (27)
91	203096	VOGT Luis	GER	46	1420	28 (37)	-	-	18 (46)
92	6293775	DELLA VITE Filippo	ITA	45	1421	-	-	45 (27)	-
93	6532163	SEYMOUR Jett	USA	44	1422	-	44 (35)	-	-
94	380361	RODES Istok	CRO	42	1424	-	42 (36)	-	-
95	502617	AX SWARTZ Fabian	SWE	41	1425	-	41 (37)	-	-
95	6190179	ALPHAND Nils	FRA	41	1425	35 (35)	-	-	6 (53)
95	6292783	MOLTENI Nicolo	ITA	41	1425	22 (42)	-	-	19 (44)
98	6532123	NEGOMIR Kyle	USA	39	1427	6 (55)	-	-	33 (32)
99	6531520	MORSE Sam	USA	38	1428	34 (36)	-	-	4 (55)
99	422278	WINDINGSTAD Rasmus	NOR	38	1428	-	-	37 (29)	1 (59)
101	202909	STOCKINGER Jonas	GER	37	1429	-	-	37 (29)	-
101	202829	GRATZ Fabian	GER	37	1429	-	-	37 (29)	-
103	990048	BORSOTTI Giovanni	ITA	35	1431	-	-	35 (32)	-
104	54438	PLOIER Andreas	AUT	34	1432	10 (47)	-	-	24 (39)
104	104468	READ Jeffrey	CAN	34	1432	3 (59)	-	-	31 (35)
106	511902	ZENHAEUSERN Ramon	SUI	31	1435	-	31 (38)	-	-
107	54157	DANKLMAIER Daniel	AUT	29	1437	-	-	-	29 (36)
108	54528	HACKER Felix	AUT	28	1438	10 (47)	-	-	18 (46)
109	221223	MAJOR Billy	GBR	26	1440	-	26 (40)	-	-
110	6291053	ZAZZI Pietro	ITA	24	1442	-	-	-	24 (39)
110	54538	RIESER Stefan	AUT	24	1442	24 (41)	-	-	-
110	54630	STURM Joshua	AUT	24	1442	-	24 (41)	-	-
113	531799	FORD Tommy	USA	23	1443	-	-	23 (35)	-
114	202762	JOCHER Simon	GER	22	1444	22 (42)	-	-	-
114	512549	HILTBRAND Livio	SUI	22	1444	22 (42)	-	-	-
114	502433	HANSSON William	SWE	22	1444	-	-	22 (36)	-
117	103729	READ Erik	CAN	21	1445	-	10 (48)	11 (42)	-
118	202437	LUITZ Stefan	GER	19	1447	-	-	19 (37)	-
119	6293445	ALLIOD Benjamin	ITA	18	1448	18 (46)	-	-	-
120	6531928	KENNEY Patrick	USA	17	1449	-	-	17 (38)	-
121	104539	SEGER Riley	CAN	16	1450	-	-	-	16 (48)
121	491879	SALARICH Joaquim	ESP	16	1450	-	16 (43)	-	-
121	512424	JANUTIN Fadri	SUI	16	1450	-	-	16 (39)	-
121	54733	WIESER Vincent	AUT	16	1450	8 (51)	-	-	8 (52)
125	6190909	DESGRIPPES Hugo	FRA	13	1453	-	13 (44)	-	-
125	700879	ZAMPA Andreas	SVK	13	1453	-	-	13 (41)	-
127	422082	FOSS-SOLEVAAG S	NOR	12	1454	-	12 (45)	-	-
127	6531063	GINNIS Aj	GRE	12	1454	-	12 (45)	-	-

Kvitfjell (NOR)

8th Men's Downhill


OVERALL FIS WORLD CUP STANDINGS

Number of Competitors: 150, Number of NSAs: 25

Rank	FIS Code	Name	NSA Code	WC Points	Diff.	DH 8 races	SL 10 races	GS 7 races	SG 6 races
127	502691	WISSTING Gustav	SWE	12	1454	-	12 (45)	-	-
127	930024	MAPLE Wiley	USA	12	1454	10 (47)	-	-	2 (57)
131	54481	TRANINGER Manuel	AUT	11	1455	5 (57)	-	-	6 (53)
132	54080	NEUMAYER Christopher	AUT	10	1456	10 (47)	-	-	-
132	6291430	MAURBERGER Simon	ITA	10	1456	-	10 (48)	-	-
132	6190876	ORECCHIONI Diego	FRA	10	1456	-	-	10 (43)	-
135	54631	ZWISCHENBRUGGER Noel	AUT	9	1457	-	-	9 (44)	-
135	202615	TREMMELE Anton	GER	9	1457	-	9 (50)	-	-
137	6531444	ARVIDSSON Erik	USA	8	1458	8 (51)	-	-	-
137	110324	von APPEN Henrik	CHI	8	1458	8 (51)	-	-	-
137	6191334	ELEZI CANNAFER.	FRA	8	1458	-	-	8 (46)	-
137	53831	HIRSCHER Marcel	NED	8	1458	-	-	8 (46)	-
137	422803	SOLBERG Eirik Hystad	NOR	8	1458	-	8 (51)	-	-
142	512275	METTLER Josua	SUI	7	1459	7 (54)	-	-	-
142	6532354	GILE Bridger	USA	7	1459	-	-	7 (48)	-
142	6291725	ZINGERLE Hannes	ITA	7	1459	-	-	7 (48)	-
145	6190793	PARAND Loevan	FRA	5	1461	-	-	5 (50)	-
146	350095	PIFFNER Marco	LIE	4	1462	4 (58)	-	-	-
146	512301	SIMONET Livio	SUI	4	1462	-	-	4 (52)	-
146	512303	BOISSET Arnaud	SUI	4	1462	-	-	-	4 (55)
149	501898	ROENNGREN Mattias	SWE	2	1464	-	-	2 (54)	-
150	6293164	FRANZOSO Matteo	ITA	1	1465	-	-	-	1 (59)

Legend:							
-	No points	DH	Downhill	Diff.	Difference	GS	Giant Slalom
SG	Super-G	SL	Slalom	WC	World Cup		

Kvitfjell (NOR)

8th Men's Downhill

FIS WCSL LIST

6 DEC 2024 Beaver Creek (USA)

21 DEC 2024 Val Gardena (ITA)

28 DEC 2024 Bormio (ITA)

18 JAN 2025 Wengen (SUI)

25 JAN 2025 Kitzbühel (AUT)

9 FEB 2025 Saalbach (AUT)

22 FEB 2025 Crans Montana (SUI)

7 MAR 2025 Kvitfjell (NOR)

8 MAR 2025 Kvitfjell (NOR)

Number of Competitors: 72, Number of NSAs: 14

Rank	FIS Code	Name	NSA Code	1	2	3	4	5	6	7	8	9	Base	- X	+ Y =	WCSL-DH
1	512269	ODERMATT Marco	SUI	80	100	45	100	40	45	80	80	80	552	497	650	705
2	512471	von ALLMEN Franjo	SUI	3	80	80	80	29	100	100	50	100	103	93	622	632
3	512408	MONNEY Alexis	SUI	20	-	100	-	80	60	60	45	22	99	89	387	397
4	291459	PARIS Dominik	ITA	12	6	-	50	22	50	32	100	40	342	308	312	346
5	561310	HROBAT Miha	SLO	60	16	36	60	45	-	29	24	50	80	72	320	328
6	511896	MURISIER Justin	SUI	100	2	40	36	24	32	13	16	26	139	125	289	303
7	53980	KRIECHMAYR Vincent	AUT	45	-	32	-	-	80	50	22	29	298	268	258	288
8	104531	CRAWFORD James	CAN	50	-	14	29	100	-	40	5	32	152	137	270	285
9	512038	ROGENTIN Stefan	SUI	20	26	22	22	-	22	24	60	60	104	94	256	266
10	194858	ALLEGRE Nils	FRA	32	50	26	13	4	26	22	32	14	201	181	219	239
11	6530319	COCHRAN-SIEGLE Ryan	USA	22	60	-	24	12	20	20	26	12	208	187	196	217
12	6530104	BENNETT Bryce	USA	40	32	-	40	2	26	14	36	-	257	231	190	216
13	104537	ALEXANDER Cameron	CAN	-	29	60	45	60	-	-	-	-	205	185	194	214
14	422310	SEJERSTED Adri.	NOR	9	-	2	7	29	40	12	40	45	65	59	184	190
15	53975	HEMETSBERGER Daniel	AUT	7	22	24	3	50	36	16	-	-	26	23	158	161
15	54371	BABINSKY Stefan	AUT	14	-	16	10	32	29	11	29	9	109	98	150	161
17	6291625	SCHIEDER Florian	ITA	8	-	-	26	16	-	45	13	20	194	175	128	147
18	990081	CASSE Mattia	ITA	5	18	50	20	11	-	18	-	-	185	167	122	140
19	54609	EICHBERGER Stefan	AUT	11	40	-	-	-	-	36	18	24	-	-	129	129
20	194167	MUZATON Maxence	FRA	15	-	-	18	36	-	-	20	16	101	91	105	115
21	512281	ROESTI Lars	SUI	13	22	-	32	-	-	15	15	2	7	6	99	100
22	180877	LEHTO Elian	FIN	-	-	15	12	5	18	26	12	-	73	66	88	95
23	194873	SARRAZIN Cyprien	FRA	29	14	-	-	-	-	-	-	-	510	459	43	94
24	54005	STRIEDINGER Otmar	AUT	2	9	6	14	20	-	-	-	13	78	70	64	72
25	51215	BAUMANN Romed	GER	-	36	-	-	13	-	7	6	-	45	41	62	66
25	104272	SEGER Brodie	CAN	26	24	-	5	8	-	-	3	-	5	5	66	66
27	512228	KOHLER Marco	SUI	16	-	29	-	-	-	4	2	8	58	52	59	65
27	192746	THEAUX Adrien	FRA	-	11	-	7	14	-	-	14	11	79	71	57	65
29	561397	NARALOCNIK Nejc	SLO	-	-	-	-	-	-	10	12	36	-	-	58	58
30	561255	CATER Martin	SLO	-	45	5	-	-	-	-	-	-	1	1	50	50
31	194298	GIEZENDANNER Blaise	FRA	36	-	3	-	-	-	-	-	-	100	90	39	49
32	151238	ZABYSTRAN Jan	CZE	24	5	-	9	-	-	-	8	-	11	10	46	47
33	293006	INNERHOFER Christof	ITA	-	4	13	-	7	-	5	9	-	69	62	38	45
34	422707	MOELLER Fredrik	NOR	-	-	11	-	-	16	10	-	7	1	1	44	44
35	6190179	ALPHAND Nils	FRA	2	-	18	-	15	-	-	-	-	65	59	35	41
36	6293831	FRANZONI Giovanni	ITA	4	-	12	-	18	-	-	1	5	-	-	40	40
36	6531520	MORSE Sam	USA	10	-	-	16	-	-	1	7	-	59	53	34	40
38	934643	GOLDBERG Jared	USA	-	-	-	15	6	-	6	-	1	70	63	28	35
38	6190176	BAILET Matthieu	FRA	-	-	10	11	3	-	3	-	-	83	75	27	35
40	203096	VOGT Luis	GER	-	14	10	4	-	-	-	-	-	1	1	28	28
41	202762	JOCHER Simon	GER	-	2	20	-	-	-	-	-	-	33	30	22	25
42	54538	RIESER Stefan	AUT	-	15	1	1	-	-	2	-	5	-	-	24	24
43	512124	HINTERMANN Niels	SUI	-	-	-	-	-	-	-	-	-	229	206	-	23
44	6292783	MOLTENI Nicolo	ITA	-	-	-	-	-	-	-	4	18	-	-	22	22
44	512549	HILTBRAND Livio	SUI	-	14	-	-	-	-	8	-	-	-	-	22	22
44	422139	KILDE Aleksand.	NOR	-	-	-	-	-	-	-	-	-	220	198	-	22
47	501987	MONSEN Felix	SWE	-	11	-	-	9	-	-	-	-	-	-	20	20
48	6293445	ALLIOD Benjamin	ITA	-	-	-	3	-	-	-	-	15	-	-	18	18
49	930024	MAPLE Wiley	USA	-	-	-	-	-	-	-	10	-	34	31	10	13
49	54080	NEUMAYER Christopher	AUT	-	-	-	-	10	-	-	-	-	26	23	10	13
51	512275	METTLER Josua	SUI	-	7	-	-	-	-	-	-	-	45	41	7	11

Kvitfjell (NOR)

8th Men's Downhill

FIS WCSL LIST



Number of Competitors: 72, Number of NSAs: 14

Rank	FIS Code	Name	NSA Code	1	2	3	4	5	6	7	8	9	Base	- X	+ Y =	WCSL-DH
52	54438	PLOIER Andreas	AUT	-	-	-	-	-	-	-	-	10	-	-	10	10
52	54528	HACKER Felix	AUT	-	2	8	-	-	-	-	-	-	-	-	10	10
54	110324	von APPEN Henrik	CHI	-	-	-	8	-	-	-	-	-	-	-	8	8
54	6531444	ARVIDSSON Erik	USA	-	8	-	-	-	-	-	-	-	-	-	8	8
54	54733	WIESER Vincent	AUT	-	-	7	-	1	-	-	-	-	-	-	8	8
54	54445	HAASER Raphael	AUT	6	-	-	-	-	-	-	-	-	23	21	6	8
54	104468	READ Jeffrey	CAN	-	-	-	-	-	-	-	-	3	52	47	3	8
59	6532123	NEGOMIR Kyle	USA	-	-	-	-	-	-	-	-	6	13	12	6	7
59	6290845	BOSCA Guglielmo	ITA	-	-	-	-	-	-	-	-	-	73	66	-	7
59	53817	FRANZ Max	AUT	-	-	-	-	-	-	-	-	-	69	62	-	7
62	512303	BOISSET Arnaud	SUI	-	-	-	-	-	-	-	-	-	56	50	-	6
62	54157	DANKLMAIER Daniel	AUT	-	-	-	-	-	-	-	-	-	56	50	-	6
64	54481	TRANINGER Manuel	AUT	-	-	5	-	-	-	-	-	-	-	-	5	5
64	200379	SANDER Andreas	GER	-	-	-	-	-	-	-	-	-	46	41	-	5
66	350095	PIFFNER Marco	LIE	-	4	-	-	-	-	-	-	-	-	-	4	4
66	54320	SCHWARZ Marco	AUT	-	-	-	-	-	-	-	-	-	38	34	-	4
66	194364	PINTURAUPT Alexis	FRA	-	-	-	-	-	-	-	-	-	38	34	-	4
69	6291053	ZAZZI Pietro	ITA	-	-	-	-	-	-	-	-	-	22	20	-	2
69	202059	FERSTL Josef	GER	-	-	-	-	-	-	-	-	-	22	20	-	2
69	202345	SCHWAIGER Dominik	GER	-	-	-	-	-	-	-	-	-	18	16	-	2
72	202535	DRESSEN Thomas	GER	-	-	-	-	-	-	-	-	-	8	7	-	1

Number of Competitors per NSA in the top 60

AUT:	11	CAN:	4	CHI:	1	CZE:	1	FIN:	1	FRA:	7
GER:	3	ITA:	8	NOR:	3	SLO:	3	SUI:	10	SWE:	1
USA:	7										

Legend:	
-	No points
Base	Last season FIS World Cup Start List points
WCSL-DH	FIS World Cup Start List points for Downhill
X	(Base/number of planned races in the current season) *(number of completed races in the current season)
Y	FIS World Cup points won in the current season

Kvitfjell (NOR)

8th Men's Downhill

OVERALL FIS WCSL LIST

Number of Competitors: 177, Number of NSAs: 29

Rank	FIS Code	Name	NSA Code	WCSL	Diff.	DH		SL		GS		SG
						9 races	11 races	8 races	7 races			
1	512269	ODERMATT Marco	SUI	2006		705 (1)	-	650 (1)	651 (1)			
2	422304	KRISTOFFERSEN Henrik	NOR	1132	874	-	642 (1)	490 (2)	-			
3	512182	MEILLARD Loic	SUI	1092	914	-	628 (2)	388 (3)	76 (23)			
4	512471	von ALLMEN Franjo	SUI	916	1090	632 (2)	-	-	284 (5)			
5	422507	HAUGAN Timon	NOR	810	1196	-	573 (3)	237 (11)	-			
6	422732	McGRATH Atle Lie	NOR	768	1238	-	507 (5)	261 (8)	-			
7	53980	KRIECHMAYR Vincent	AUT	665	1341	288 (7)	-	-	377 (2)			
8	512408	MONNEY Alexis	SUI	601	1405	397 (3)	-	-	204 (10)			
9	422729	PINHEIRO BRAAT.	BRA	592	1414	-	333 (8)	259 (9)	-			
10	291459	PARIS Dominik	ITA	588	1418	346 (4)	-	-	242 (8)			
11	512038	ROGENTIN Stefan	SUI	584	1422	266 (9)	-	-	318 (3)			
12	6190403	NOEL Clement	FRA	551	1455	-	551 (4)	-	-			
13	54063	FELLER Manuel	AUT	523	1483	-	447 (6)	76 (27)	-			
14	54445	HAASER Raphael	AUT	495	1511	8 (54)	-	217 (14)	270 (6)			
15	422766	STEEN OLSEN Alexander	NOR	468	1538	-	102 (28)	366 (4)	-			
16	511896	MURISIER Justin	SUI	460	1546	303 (6)	-	29 (37)	128 (18)			
17	380335	ZUBCIC Filip	CRO	456	1550	-	144 (19)	312 (7)	-			
18	990081	CASSE Mattia	ITA	431	1575	140 (18)	-	-	291 (4)			
19	104531	CRAWFORD James	CAN	422	1584	285 (8)	-	3 (57)	134 (15)			
20	194858	ALLEGRE Nils	FRA	405	1601	239 (10)	-	-	166 (11)			
21	422310	SEJERSTED Adri.	NOR	398	1608	190 (14)	-	-	208 (9)			
22	202451	STRASSER Linus	GER	392	1614	-	382 (7)	10 (48)	-			
23	561310	HROBAT Miha	SLO	388	1618	328 (5)	-	-	60 (29)			
24	104537	ALEXANDER Cameron	CAN	379	1627	214 (13)	-	-	165 (12)			
25	511638	TUMLER Thomas	SUI	357	1649	-	-	357 (5)	-			
26	54320	SCHWARZ Marco	AUT	352	1654	4 (66)	110 (26)	207 (15)	31 (42)			
27	6530319	COCHRAN-SIEGLE Ryan	USA	351	1655	217 (11)	-	-	134 (15)			
28	6293171	VINATZER Alex	ITA	330	1676	-	196 (17)	134 (20)	-			
28	561244	KRANJEC Zan	SLO	330	1676	-	-	330 (6)	-			
30	422707	MOELLER Fredrik	NOR	314	1692	44 (34)	-	3 (57)	267 (7)			
31	54444	GSTREIN Fabio	AUT	313	1693	-	313 (9)	-	-			
32	6190558	AMIEZ Steven	FRA	306	1700	-	306 (10)	-	-			
33	54371	BABINSKY Stefan	AUT	305	1701	161 (15)	-	-	144 (14)			
34	512203	NEF Tanguy	SUI	303	1703	-	303 (11)	-	-			
35	53975	HEMETSBERGER Daniel	AUT	269	1737	161 (15)	-	-	108 (19)			
36	220689	RYDING Dave	GBR	267	1739	-	267 (12)	-	-			
37	380377	KOLEGA Samuel	CRO	261	1745	-	261 (13)	-	-			
38	990116	de ALIPRANDINI Luca	ITA	259	1747	-	-	259 (9)	-			
39	6532084	RADAMUS River	USA	256	1750	-	6 (55)	203 (16)	47 (33)			
40	6530104	BENNETT Bryce	USA	253	1753	216 (12)	-	-	37 (39)			
40	511996	YULE Daniel	SUI	253	1753	-	253 (14)	-	-			
42	92720	POPOV Albert	BUL	246	1760	-	246 (15)	-	-			
43	54027	BRENNSTEINER Stefan	AUT	236	1770	-	-	236 (12)	-			
44	194873	SARRAZIN Cyprien	FRA	227	1779	94 (23)	-	3 (57)	130 (17)			
45	194935	FAVROT Thibaut	FRA	223	1783	-	-	223 (13)	-			
46	502015	JAKOBSEN Kristoffer	SWE	221	1785	-	221 (16)	-	-			
47	511983	AERNI Luca	SUI	206	1800	-	85 (30)	121 (22)	-			
48	54609	EICHBERGER Stefan	AUT	201	1805	129 (19)	-	-	72 (24)			
49	20398	VERDU Joan	AND	197	1809	-	-	197 (17)	-			
50	54628	FEURSTEIN Lukas	AUT	194	1812	-	-	41 (32)	153 (13)			
51	511852	CAVIEZEL Gino	SUI	186	1820	-	-	130 (21)	56 (30)			
52	194364	PINTURALT Alexis	FRA	180	1826	4 (66)	10 (52)	97 (24)	69 (26)			
53	54252	RASCHNER Dominik	AUT	176	1830	-	170 (18)	6 (53)	-			
54	54359	FEURSTEIN Patrick	AUT	171	1835	-	-	171 (18)	-			
55	6190628	ANGUENOT Leo	FRA	160	1846	-	1 (57)	159 (19)	-			
55	6291625	SCHIEDER Florian	ITA	160	1846	147 (17)	-	-	13 (56)			
57	6293831	FRANZONI Giovanni	ITA	146	1860	40 (36)	-	-	106 (21)			
58	934643	GOLDBERG Jared	USA	143	1863	35 (38)	-	-	108 (19)			
59	60261	MAES Sam	BEL	139	1867	-	25 (43)	114 (23)	-			
60	512281	ROESTI Lars	SUI	132	1874	100 (21)	-	-	32 (41)			
61	60253	MARCHANT Armand	BEL	129	1877	-	129 (20)	-	-			
62	6532592	RITCHIE Benjamin	USA	128	1878	-	128 (21)	-	-			
62	6190543	RASSAT Paco	FRA	128	1878	-	128 (21)	-	-			
64	193967	MUFFAT-JEANDET Victor	FRA	127	1879	-	115 (25)	12 (46)	-			

Kvitfjell (NOR)

8th Men's Downhill

OVERALL FIS WCSL LIST

Number of Competitors: 177, Number of NSAs: 29

Rank	FIS Code	Name	NSA Code	WCSL	Diff.	DH 9 races	SL 11 races	GS 8 races	SG 7 races
65	180877	LEHTO Elian	FIN	122	1884	95 (22)	-	-	27 (44)
66	54170	MATT Michael	AUT	120	1886	-	120 (23)	-	-
66	54093	STROLZ Johannes	AUT	120	1886	-	120 (23)	-	-
68	194167	MUZATON Maxence	FRA	115	1891	115 (20)	-	-	-
69	151238	ZABYSTRAN Jan	CZE	112	1894	47 (32)	-	-	65 (27)
70	511899	ROCHAT Marc	SUI	108	1898	-	108 (27)	-	-
71	104468	READ Jeffrey	CAN	107	1899	8 (54)	-	-	99 (22)
71	293006	INNERHOFER Christof	ITA	107	1899	45 (33)	-	-	62 (28)
73	51215	BAUMANN Romed	GER	106	1900	66 (25)	-	-	40 (37)
74	194298	GIEZENDANNER Blaise	FRA	105	1901	49 (31)	-	-	56 (30)
75	54005	STRIEDINGER Otmar	AUT	102	1904	72 (24)	-	-	30 (43)
76	192746	THEAUX Adrien	FRA	92	1914	65 (27)	-	-	27 (44)
77	202597	SCHMID Alexander	GER	90	1916	-	-	90 (25)	-
78	54348	PERTL Adrian	AUT	87	1919	-	87 (29)	-	-
79	104272	SEGER Brodie	CAN	86	1920	66 (25)	-	-	20 (49)
80	512228	KOHLER Marco	SUI	80	1926	65 (27)	-	-	15 (55)
80	202883	GRAMMEL Anton	GER	80	1926	-	-	80 (26)	-
82	180919	HALLBERG Eduard	FIN	77	1929	-	77 (31)	-	-
83	561397	NARALOCNIK Nejc	SLO	76	1930	58 (29)	-	-	18 (51)
84	6190687	LORIoT Florian	FRA	71	1935	-	-	-	71 (25)
84	390044	LAINÉ Tormis	EST	71	1935	-	27 (41)	44 (31)	-
86	422139	KILDE Aleksand.	NOR	69	1937	22 (44)	-	20 (39)	27 (44)
87	6293252	KASTLUNGER Tobias	ITA	67	1939	-	67 (32)	-	-
88	221236	TAYLOR Laurie	GBR	66	1940	-	66 (33)	-	-
88	293797	GROSS Stefano	ITA	66	1940	-	66 (33)	-	-
90	501987	MONSEN Felix	SWE	65	1941	20 (47)	-	-	45 (34)
91	6293775	DELLA VITE Filippo	ITA	62	1944	-	-	62 (28)	-
92	6190176	BAILET Matthieu	FRA	58	1948	35 (38)	-	-	23 (48)
92	6290845	BOSCA Guglielmo	ITA	58	1948	7 (59)	-	-	51 (32)
94	380361	RODES Istok	CRO	55	1951	-	55 (35)	-	-
95	990048	BORSOTTI Giovanni	ITA	54	1952	-	-	52 (30)	2 (69)
95	422278	WINDINGSTAD Rasmus	NOR	54	1952	-	-	53 (29)	1 (70)
97	561255	CATER Martin	SLO	53	1953	50 (30)	-	-	3 (65)
98	6190179	ALPHAND Nils	FRA	51	1955	41 (35)	-	-	10 (58)
98	6531520	MORSE Sam	USA	51	1955	40 (36)	-	-	11 (57)
98	512303	BOISSET Arnaud	SUI	51	1955	6 (62)	-	-	45 (34)
101	221223	MAJOR Billy	GBR	49	1957	-	49 (36)	-	-
102	6532163	SEYMOUR Jett	USA	48	1958	-	48 (37)	-	-
103	54157	DANKLMAIER Daniel	AUT	47	1959	6 (62)	-	-	41 (36)
103	6532123	NEGOMIR Kyle	USA	47	1959	7 (59)	-	-	40 (37)
105	203096	VOGT Luis	GER	46	1960	28 (40)	-	-	18 (51)
106	502617	AX SWARTZ Fabian	SWE	43	1963	-	43 (38)	-	-
107	6292783	MOLTENI Nicolo	ITA	41	1965	22 (44)	-	-	19 (50)
107	511902	ZENHAEUSERN Ramon	SUI	41	1965	-	41 (39)	-	-
109	202829	GRATZ Fabian	GER	39	1967	-	-	39 (33)	-
109	531799	FORD Tommy	USA	39	1967	-	-	39 (33)	-
111	202909	STOCKINGER Jonas	GER	38	1968	-	-	38 (35)	-
112	54438	PLOIER Andreas	AUT	36	1970	10 (52)	-	-	26 (47)
113	6291053	ZAZZI Pietro	ITA	35	1971	2 (69)	-	-	33 (40)
113	202762	JOCHER Simon	GER	35	1971	25 (41)	-	-	10 (58)
115	6531063	GINNIS Aj	GRE	30	1976	-	30 (40)	-	-
115	103729	READ Erik	CAN	30	1976	-	13 (48)	17 (42)	-
115	512424	JANUTIN Fadri	SUI	30	1976	-	-	30 (36)	-
115	512124	HINTERMANN Niels	SUI	30	1976	23 (43)	-	-	7 (61)
119	54528	HACKER Felix	AUT	28	1978	10 (52)	-	-	18 (51)
119	54630	STURM Joshua	AUT	28	1978	-	26 (42)	2 (61)	-
121	54538	RIESER Stefan	AUT	24	1982	24 (42)	-	-	-
121	6291574	SALA Tommaso	ITA	24	1982	-	24 (44)	-	-
123	502433	HANSSON William	SWE	23	1983	-	-	23 (38)	-
124	512549	HILTBRAND Livio	SUI	22	1984	22 (44)	-	-	-
125	202437	LUITZ Stefan	GER	19	1987	-	-	19 (40)	-
126	6293445	ALLIOD Benjamin	ITA	18	1988	18 (48)	-	-	-
126	6531928	KENNEY Patrick	USA	18	1988	-	-	18 (41)	-
128	104539	SEGER Riley	CAN	17	1989	-	-	-	17 (54)

Kvitfjell (NOR)

8th Men's Downhill

OVERALL FIS WCSL LIST

Number of Competitors: 177, Number of NSAs: 29

Rank	FIS Code	Name	NSA Code	WCSL	Diff.	DH 9 races	SL 11 races	GS 8 races	SG 7 races
128	491879	SALARICH Joaquim	ESP	17	1989	-	17 (45)	-	-
128	422082	FOSS-SOLEVAAG S	NOR	17	1989	-	17 (45)	-	-
131	930024	MAPLE Wiley	USA	16	1990	13 (49)	-	-	3 (65)
131	54733	WIESER Vincent	AUT	16	1990	8 (54)	-	-	8 (60)
133	700879	ZAMPA Andreas	SVK	14	1992	-	-	14 (43)	-
133	6190909	DESGRIPPES Hugo	FRA	14	1992	-	14 (47)	-	-
135	54080	NEUMAYER Christopher	AUT	13	1993	13 (49)	-	-	-
135	54631	ZWISCHENBRUGGER Noel	AUT	13	1993	-	-	13 (44)	-
135	6291725	ZINGERLE Hannes	ITA	13	1993	-	-	13 (44)	-
135	202520	HOLZMANN Sebastian	GER	13	1993	-	13 (48)	-	-
139	502691	WISSTING Gustav	SWE	12	1994	-	12 (50)	-	-
139	202615	TREMME Anton	GER	12	1994	-	12 (50)	-	-
141	512275	METTLER Josua	SUI	11	1995	11 (51)	-	-	-
141	54481	TRANINGER Manuel	AUT	11	1995	5 (64)	-	-	6 (62)
141	512301	SIMONET Livio	SUI	11	1995	-	-	11 (47)	-
144	6291430	MAURBERGER Simon	ITA	10	1996	-	10 (52)	-	-
144	422803	SOLBERG Eirik Hystad	NOR	10	1996	-	10 (52)	-	-
144	6190876	ORECCHIONI Diego	FRA	10	1996	-	-	10 (48)	-
147	110324	von APPEN Henrik	CHI	9	1997	8 (54)	-	-	1 (70)
148	6531444	ARVIDSSON Erik	USA	8	1998	8 (54)	-	-	-
148	6191334	ELEZI CANNAFER.	FRA	8	1998	-	-	8 (50)	-
148	53831	HIRSCHER Marcel	NED	8	1998	-	-	8 (50)	-
148	53817	FRANZ Max	AUT	8	1998	7 (59)	-	-	1 (70)
148	200379	SANDER Andreas	GER	8	1998	5 (64)	-	-	3 (65)
153	6532354	GILE Bridger	USA	7	1999	-	-	7 (52)	-
154	54209	KRENN Christoph	AUT	6	2000	-	-	-	6 (62)
155	491853	del CAMPO HERN.	ESP	5	2001	-	5 (56)	-	-
155	6190793	PARAND Loevan	FRA	5	2001	-	-	5 (54)	-
155	54368	BORGNAES Christian	DEN	5	2001	-	-	5 (54)	-
158	350095	PIFFNER Marco	LIE	4	2002	4 (66)	-	-	-
158	202535	DRESSEN Thomas	GER	4	2002	1 (72)	-	-	3 (65)
158	512039	ROULIN Gilles	SUI	4	2002	-	-	-	4 (64)
158	512495	ZURBRUEGG Sandro	SUI	4	2002	-	-	4 (56)	-
162	501898	ROENNGREN Mattias	SWE	3	2003	-	-	3 (57)	-
163	780023	DRUKAROV Andrej	LTU	2	2004	-	-	2 (61)	-
163	194495	FAIVRE Mathieu	FRA	2	2004	-	-	2 (61)	-
163	202059	FERSTL Josef	GER	2	2004	2 (69)	-	-	-
163	6300451	KATO Seigo	JPN	2	2004	-	-	2 (61)	-
163	202345	SCHWAIGER Dominik	GER	2	2004	2 (69)	-	-	-
168	6293164	FRANZOSO Matteo	ITA	1	2005	-	-	-	1 (70)
168	40621	MUHLEN-SCHULTE Louis	AUS	1	2005	-	-	1 (65)	-
168	6190459	ALPHAND Sam	FRA	1	2005	-	-	-	1 (70)
168	492192	ORTEGA Albert	ESP	1	2005	-	-	1 (65)	-
168	350097	BAUER Nico	LIE	1	2005	-	-	-	1 (70)
168	422893	GRAEKKEN Theodor	NOR	1	2005	-	1 (57)	-	-
168	422730	GUNLEIKSRUD Ha.	NOR	1	2005	-	-	1 (65)	-
168	54729	PRAMSTALLER Kilian	AUT	1	2005	-	1 (57)	-	-
168	54447	RUELAND Simon	AUT	1	2005	-	1 (57)	-	-
168	6531963	STEFFEY George	USA	1	2005	-	-	1 (65)	-

Legend:		DH	Downhill	Diff.	Difference	GS	Giant Slalom
-	No points	SL	Slalom	WCSL	Overall points		
SG	Super-G						

Kvitfjell (NOR)

8th Men's Downhill


FIS NATION CUP

Number of Nations: 25

Rank	NSA	Name	Points	Diff.	DH	SL	GS	SG	AC	PAR	TE
1	SUI	Switzerland	5675		2132	1103	1115	1325	-	-	-
2	AUT	Austria	3175	2500	687	1034	625	829	-	-	-
3	NOR	Norway	3109	2566	172	1524	1070	343	-	-	-
4	FRA	France	2219	3456	499	983	357	380	-	-	-
5	ITA	Italy	1957	3718	630	306	381	640	-	-	-
6	USA	United States of America	1064	4611	426	172	207	259	-	-	-
7	CAN	Canada	866	4809	533	10	11	312	-	-	-
8	SLO	Slovenia	727	4948	428	-	237	62	-	-	-
9	GER	Germany	627	5048	112	250	210	55	-	-	-
10	CRO	Croatia	602	5073	-	390	212	-	-	-	-
11	BRA	Brazil	554	5121	-	313	241	-	-	-	-
12	SWE	Sweden	330	5345	20	241	24	45	-	-	-
13	GBR	Great Britain	268	5407	-	268	-	-	-	-	-
14	BEL	Belgium	235	5440	-	143	92	-	-	-	-
15	BUL	Bulgaria	229	5446	-	229	-	-	-	-	-
16	AND	Andorra	153	5522	-	-	153	-	-	-	-
17	FIN	Finland	147	5528	70	55	-	22	-	-	-
18	CZE	Czechia	111	5564	46	-	-	65	-	-	-
19	EST	Estonia	71	5604	-	27	44	-	-	-	-
20	ESP	Spain	16	5659	-	16	-	-	-	-	-
21	SVK	Slovakia	13	5662	-	-	13	-	-	-	-
22	GRE	Greece	12	5663	-	12	-	-	-	-	-
23	CHI	Chile	8	5667	8	-	-	-	-	-	-
23	NED	Netherlands	8	5667	-	-	8	-	-	-	-
25	LIE	Liechtenstein	4	5671	4	-	-	-	-	-	-

Kvitfjell (NOR)

8th Men's Downhill

OVERALL FIS NATION CUP

Number of Nations: 32

Rk	NSA	Overall			DH Points			SL Points			GS Points			SG Points			AC Points			PAR Points			TE Points
		M+W	M	W	M+W	M	W	M+W	M	W	M+W	M	W	M+W	M	W	M+W	M	W	M+W	M	W	M+W
1	SUI	9039	5675	3364	2816	2132	684	2341	1103	1238	1727	1115	612	2155	1325	830	-	-	-	-	-	-	-
2	AUT	6052	3175	2877	1560	687	873	1799	1034	765	1091	625	466	1602	829	773	-	-	-	-	-	-	-
3	ITA	5289	1957	3332	1817	630	1187	452	306	146	1095	381	714	1925	640	1285	-	-	-	-	-	-	-
4	NOR	4193	3109	1084	415	172	243	1657	1524	133	1514	1070	444	607	343	264	-	-	-	-	-	-	-
5	USA	3391	1064	2327	1055	426	629	747	172	575	899	207	692	690	259	431	-	-	-	-	-	-	-
6	FRA	2784	2219	565	594	499	95	1203	983	220	402	357	45	585	380	205	-	-	-	-	-	-	-
7	GER	1672	627	1045	383	112	271	760	250	510	302	210	92	227	55	172	-	-	-	-	-	-	-
8	SWE	1627	330	1297	20	20	-	1074	241	833	488	24	464	45	45	-	-	-	-	-	-	-	-
9	SLO	1409	727	682	562	428	134	290	-	290	433	237	196	124	62	62	-	-	-	-	-	-	-
10	CRO	1381	602	779	-	-	-	905	390	515	476	212	264	-	-	-	-	-	-	-	-	-	-
11	CAN	1322	866	456	543	533	10	214	10	204	237	11	226	328	312	16	-	-	-	-	-	-	-
12	NZL	575	-	575	4	-	4	-	-	-	440	-	440	131	-	131	-	-	-	-	-	-	-
13	BRA	554	554	-	-	-	-	313	313	-	241	241	-	-	-	-	-	-	-	-	-	-	-
14	ALB	504	-	504	-	-	-	230	-	230	274	-	274	-	-	-	-	-	-	-	-	-	-
15	CZE	460	111	349	229	46	183	29	-	29	-	-	-	202	65	137	-	-	-	-	-	-	-
16	GBR	268	268	-	-	-	-	268	268	-	-	-	-	-	-	-	-	-	-	-	-	-	-
17	BEL	235	235	-	-	-	-	143	143	-	92	92	-	-	-	-	-	-	-	-	-	-	-
18	BUL	229	229	-	-	-	-	229	229	-	-	-	-	-	-	-	-	-	-	-	-	-	-
19	AND	153	153	-	-	-	-	-	-	-	153	153	-	-	-	-	-	-	-	-	-	-	-
20	FIN	147	147	-	70	70	-	55	55	-	-	-	-	22	22	-	-	-	-	-	-	-	-
21	POL	92	-	92	-	-	-	-	-	-	90	-	90	2	-	2	-	-	-	-	-	-	-
22	EST	71	71	-	-	-	-	27	27	-	44	44	-	-	-	-	-	-	-	-	-	-	-
23	BIH	29	-	29	6	-	6	-	-	-	-	-	-	23	-	23	-	-	-	-	-	-	-
24	ESP	16	16	-	-	-	-	16	16	-	-	-	-	-	-	-	-	-	-	-	-	-	-
25	SVK	13	13	-	-	-	-	-	-	-	13	13	-	-	-	-	-	-	-	-	-	-	-
26	GRE	12	12	-	-	-	-	12	12	-	-	-	-	-	-	-	-	-	-	-	-	-	-
27	LAT	10	-	10	-	-	-	10	-	10	-	-	-	-	-	-	-	-	-	-	-	-	-
28	CHI	8	8	-	8	8	-	-	-	-	-	-	-	-	-	-	-	-	-	-	-	-	-
28	NED	8	8	-	-	-	-	-	-	-	8	8	-	-	-	-	-	-	-	-	-	-	-
30	LIE	4	4	-	4	4	-	-	-	-	-	-	-	-	-	-	-	-	-	-	-	-	-
31	ARG	1	-	1	-	-	-	-	-	-	1	-	1	-	-	-	-	-	-	-	-	-	-
31	JPN	1	-	1	-	-	-	1	-	1	-	-	-	-	-	-	-	-	-	-	-	-	-

Kvitfjell (NOR)

8th Men's Downhill

CONSTRUCTORS' CHAMPIONSHIP

Number of Brands: 9

Rank	Name	Points	Diff.	DH	SL	GS	SG	AC	PAR
1	Rossignol	2365		215	975	690	485	-	-
2	Head	2145	220	1015	440	190	500	-	-
3	Stoeckli	2005	360	890	-	570	545	-	-
4	Atomic	1855	510	345	795	435	280	-	-
5	Van deer	1330	1035	-	895	435	-	-	-
6	Fischer	970	1395	250	170	205	345	-	-
7	Dynastar	440	1925	-	440	-	-	-	-
8	Nordica	295	2070	190	-	-	105	-	-
9	Salomon	235	2130	95	40	100	-	-	-

Kvitfjell (NOR)

8th Men's Downhill



OVERALL CONSTRUCTORS' CHAMPIONSHIP

Number of Brands: 11

Rank	Brand	Overall			DH Points			SL Points			GS Points			SG Points			AC Points			PAR Points		
		M+W	M	W	M+W	M	W	M+W	M	W	M+W	M	W	M+W	M	W	M+W	M	W	M+W	M	W
1	Head	6600	2145	4455	2055	1015	1040	2015	440	1575	775	190	585	1755	500	1255	-	-	-	-	-	-
2	Rossignol	5120	2365	2755	740	215	525	1540	975	565	1805	690	1115	1035	485	550	-	-	-	-	-	-
3	Atomic	3740	1855	1885	885	345	540	1555	795	760	750	435	315	550	280	270	-	-	-	-	-	-
4	Stoeckli	2005	2005	-	890	890	-	-	-	-	570	570	-	545	545	-	-	-	-	-	-	-
5	Van deer	1330	1330	-	-	-	-	895	895	-	435	435	-	-	-	-	-	-	-	-	-	-
6	Fischer	1060	970	90	295	250	45	170	170	-	205	205	-	390	345	45	-	-	-	-	-	-
7	Salomon	805	235	570	95	95	-	40	40	-	540	100	440	130	-	130	-	-	-	-	-	-
8	Dynastar	440	440	-	-	-	-	440	440	-	-	-	-	-	-	-	-	-	-	-	-	-
9	Nordica	295	295	-	190	190	-	-	-	-	-	-	-	105	105	-	-	-	-	-	-	-
10	Blizzard	290	-	290	-	-	-	120	-	120	170	-	170	-	-	-	-	-	-	-	-	-
11	Kaestle	140	-	140	100	-	100	-	-	-	-	-	-	40	-	40	-	-	-	-	-	-