

AUDI FIS SKI WORLD CUP 2024/25



Kvitfjell (NOR)

7th Men's Downhill

ENTRY LIST BY NSA

Number of Competitors: 63, Number of NSAs: 14

NSA	FIS Code	Name	Date of Birth	FIS Points (6th of March 2025 - List 18)					AC				
				DH	SL	GS	SG						
AUT (10)	54371	BABINSKY Stefan	2 APR 1996	10,33	(27)	998,13(6027)	140,85(4045)	12,23	(34)	135,05	(120)		
	54609	EICHBERGER Stefan	24 NOV 2000	8,08	(18)	133,50(3831)	66,36(1814)	13,69	(40)	159,05	(188)		
	54628	FEURSTEIN Lukas	18 MAY 2001	21,83	(91)	57,51(1400)	15,79	(43)	9,51	(25)	198,57	(348)	
	54445	HAASER Raphael	17 SEP 1997	19,57	(81)	137,96(3926)	3,62	(10)	4,62	(16)	9,51	(4)	
	53975	HEMETSBERGER Daniel	23 MAY 1991	6,23	(17)	-	378,48(5721)	11,55	(30)	409,04	(901)		
	53980	KRIECHMAYR Vincent	1 OCT 1991	3,72	(10)	999,99(6029)	59,85(1541)	0,00	(1)	84,11	(26)		
	54538	RIESER Stefan	6 JAN 1999	17,65	(70)	451,04(5780)	105,83(3188)	25,94	(115)	350,13	(814)		
	54005	STRIEDINGER Otmar	14 APR 1991	10,04	(23)	-	999,99(6065)	19,59	(74)	588,87	(1088)		
	54481	TRANINGER Manuel	29 SEP 1998	15,13	(54)	212,63(4987)	45,25	(931)	18,33	(64)	143,04	(140)	
54733	WIESER Vincent	12 NOV 2002	15,87	(60)	245,43(5233)	103,59(3118)	17,53	(61)	278,85	(620)			
CAN (4)	104531	CRAWFORD James	3 MAY 1997	3,19	(8)	186,02(4707)	41,21	(778)	7,46	(19)	16,50	(8)	
	6100011	LESSARD Raphael	16 OCT 2001	28,71	(124)	25,72	(256)	26,33	(248)	16,06	(52)	142,64	(138)
	104468	READ Jeffrey	1 OCT 1997	10,17	(24)	60,74(1527)	35,37	(523)	4,09	(12)	101,60	(45)	
	104272	SEGER Brodie	28 DEC 1995	10,43	(28)	165,32(4440)	71,77(2016)	20,92	(82)	87,30	(29)		
CHI (1)	110324	von APPEN Henrik	15 DEC 1994	16,93	(67)	302,93(5501)	146,82(4152)	19,88	(75)	105,22	(52)		
CZE (1)	151238	ZABYSTRAN Jan	26 JAN 1998	13,55	(47)	39,41	(709)	29,68	(345)	14,98	(48)	111,56	(63)
FIN (1)	180877	LEHTO Elian	2 JUN 2000	11,88	(33)	92,64(2732)	23,00	(125)	12,97	(37)	194,43	(332)	
FRA (8)	194858	ALLEGRE Nils	2 JAN 1994	5,51	(14)	607,77(5886)	209,39(5004)	8,84	(23)	81,75	(24)		
	6190459	ALPHAND Sam	29 SEP 1997	21,36	(90)	259,92(5316)	82,41(2427)	18,52	(67)	237,54	(490)		
	6190176	BAILET Matthieu	23 APR 1996	10,24	(25)	607,59(5885)	191,03(4816)	20,20	(77)	240,12	(498)		
	6190556	CAILLOT Ken	29 APR 1998	20,09	(85)	698,63(5932)	64,01(1709)	24,46	(102)	179,69	(271)		
	6191056	DUCROS Leo	17 APR 2001	24,94	(106)	71,15(1956)	27,96	(304)	26,05	(116)	108,84	(59)	
	6191134	GAMEL SEIGNEUR Charles	14 OCT 2002	22,81	(94)	183,27(4676)	27,61	(290)	28,10	(128)	141,24	(135)	
	194167	MUZATON Maxence	26 JUN 1990	12,45	(36)	102,14(3044)	103,77(3128)	36,55	(178)	159,29	(189)		
192746	THEAUX Adrien	18 SEP 1984	12,15	(34)	475,65(5803)	999,99(6065)	12,70	(35)	121,91	(88)			
GER (2)	51215	BAUMANN Romed	14 JAN 1986	10,28	(26)	999,99(6029)	216,05(5062)	14,23	(42)	172,38	(234)		
	203096	VOGT Luis	21 FEB 2002	17,34	(68)	178,99(4627)	41,94	(807)	24,04	(98)	221,06	(431)	
ITA (7)	6293445	ALLIOD Benjamin Jacques	24 JAN 2000	18,04	(72)	60,23(1505)	57,12(1425)	24,29	(99)	174,27	(243)		
	6293831	FRANZONI Giovanni	30 MAR 2001	16,67	(65)	72,54(2011)	17,77	(58)	11,32	(29)	129,60	(108)	
	6293164	FRANZOSO Matteo	16 SEP 1999	24,10	(102)	93,27(2760)	34,36	(487)	24,33	(101)	95,39	(37)	
	293006	INNERHOFER Christof	17 DEC 1984	10,54	(29)	307,88(5517)	28,09	(307)	13,12	(38)	105,98	(53)	
	6292783	MOLTENI Nicolo	27 JUL 1998	15,63	(57)	900,09(6003)	354,24(5659)	18,76	(69)	205,28	(378)		
	291459	PARIS Dominik	14 APR 1989	3,13	(7)	-	358,01(5671)	6,10	(17)	135,41	(122)		
	6291625	SCHIEDER Florian	26 DEC 1995	4,67	(12)	697,19(5931)	160,95(4403)	24,32	(100)	148,01	(153)		
LIE (1)	350095	PIFFNER Marco	25 MAR 1994	18,08	(73)	147,41(4128)	317,24(5562)	29,66	(142)	146,49	(149)		



Kvitfjell (NOR)

7th Men's Downhill

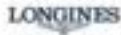
ENTRY LIST BY NSA

Number of Competitors: 63, Number of NSAs: 14

NSA	FIS Code	Name	Date of Birth	FIS Points (6th of March 2025 - List 18)				
				DH	SL	GS	SG	AC
NOR (5)	422793	BUER Jonas	21 JAN 2001	30,42 (131)	150,83(4184)	26,59 (256)	29,16 (139)	217,35 (421)
	422707	MOELLER Fredrik	27 OCT 2000	16,17 (63)	64,13(1670)	18,96 (68)	3,64 (7)	200,24 (354)
	422310	SEJERSTED Adrian Smiseth	16 JUL 1994	9,06 (21)	999,99(6029)	368,76(5697)	6,62 (18)	154,98 (173)
	422851	SELLAEG Simen	19 FEB 2003	26,43 (113)	36,51 (594)	23,59 (169)	26,48 (120)	215,63 (412)
	422278	WINDINGSTAD Rasmus	31 OCT 1993	63,91 (299)	148,28(4141)	13,33 (31)	28,19 (130)	73,71 (19)
SLO (4)	561435	AZNOH Rok	9 SEP 2002	22,90 (95)	69,98(1913)	31,50 (396)	21,93 (86)	83,43 (25)
	561255	CATER Martin	20 DEC 1992	15,97 (61)	563,94(5863)	53,68(1275)	17,08 (58)	116,36 (78)
	561310	HROBAT Miha	3 FEB 1995	4,69 (13)	283,31(5429)	79,50(2323)	13,30 (39)	142,13 (137)
	561397	NARALOCNIK Nejc	5 JAN 1999	15,76 (59)	219,32(5052)	188,22(4781)	24,52 (103)	177,02 (254)
SUI (10)	512549	HILTBRAND Livio	27 SEP 2003	12,83 (40)	108,21(3224)	24,54 (197)	25,20 (111)	132,42 (110)
	512228	KOHLER Marco	23 NOV 1997	14,24 (50)	150,04(4169)	32,07 (409)	18,96 (71)	123,74 (93)
	512527	MIGGIANO Alessio	30 MAR 2002	16,25 (64)	101,25(3020)	64,52(1734)	20,82 (81)	162,62 (198)
	512408	MONNEY Alexis	8 JAN 2000	0,44 (4)	419,63(5734)	88,41(2640)	3,65 (8)	140,54 (134)
	511896	MURISIER Justin	8 JAN 1992	4,07 (11)	132,65(3812)	20,27 (82)	14,55 (46)	20,84 (9)
	512269	ODERMATT Marco	8 OCT 1997	0,00 (1)	454,28(5781)	0,00 (1)	0,00 (1)	194,34 (329)
	512281	ROESTI Lars	19 JAN 1998	9,43 (22)	547,37(5851)	260,33(5350)	19,08 (73)	197,64 (343)
	512038	ROGENTIN Stefan	16 MAY 1994	10,73 (31)	399,41(5717)	157,59(4359)	3,03 (6)	115,91 (76)
	512471	von ALLMEN Franjo	24 JUL 2001	0,00 (1)	81,12(2323)	94,89(2861)	3,66 (9)	104,13 (51)
	512410	ZULAUF Gael	15 JUL 2000	19,42 (79)	168,53(4489)	30,61 (373)	26,08 (117)	103,31 (48)
SWE (1)	501987	MONSEN Felix	6 NOV 1994	13,36 (46)	213,39(4992)	80,90(2369)	14,21 (41)	73,08 (17)
USA (8)	6530104	BENNETT Bryce	14 JUL 1992	1,73 (5)	454,28(5781)	999,99(6065)	14,28 (43)	124,61 (96)
	6530319	COCHRAN-SIEGLE Ryan	27 MAR 1992	6,07 (16)	397,08(5710)	40,05 (725)	8,82 (22)	113,42 (67)
	934643	GOLDBERG Jared	17 JUN 1991	10,79 (32)	939,51(6011)	417,42(5784)	9,16 (24)	166,59 (210)
	930024	MAPLE Wiley	25 MAY 1990	15,67 (58)	-	135,68(3924)	19,92 (76)	-
	6531520	MORSE Sam	27 MAY 1996	12,77 (38)	245,21(5230)	181,56(4689)	10,30 (27)	322,19 (736)
	6532123	NEGOMIR Kyle	3 OCT 1998	14,21 (49)	45,20 (923)	36,93 (595)	8,29 (21)	180,90 (280)
	6532084	RADAMUS River	12 FEB 1998	38,47 (149)	16,73 (61)	9,94 (25)	16,75 (55)	14,91 (6)
	6532793	SMITH Jack	24 APR 2001	23,49 (98)	62,30(1594)	26,75 (261)	27,77 (126)	170,78 (228)

Legend:				
-	No points	WCSL-AC	FIS World Cup Start List points for Alpine Combined	
WCSL-DH	FIS World Cup Start List points for Downhill	WCSL-GS	FIS World Cup Start List points for Giant Slalom	
WCSL-O	Overall FIS World Cup Start List points	WCSL-SG	FIS World Cup Start List points for Super-G	
WCSL-SL	FIS World Cup Start List points for Slalom			





AUDI FIS SKI WORLD CUP 2024/25



7th Men's Downhill

FRI 7 MAR 2025

DRAW LIST

Start Time 10:30

Number of Competitors: 63, Number of NSAs: 14

Rank 120 in the FIS List: **BERNARDI Gregorio** 27,80 FIS Points

No.	FIS Code	Name	NSA Code	WCSL-DH	WCSL-O	FIS DH
1	512269	ODERMATT Marco	SUI	656 (1)	1957 (1)	0,00 (1)
2	512471	von ALLMEN Franjo	SUI	503 (2)	787 (5)	0,00 (1)
3	512408	MONNEY Alexis	SUI	350 (3)	554 (9)	0,44 (4)
4	53980	KRIECHMAYR Vincent	AUT	296 (4)	673 (7)	3,72 (10)
5	511896	MURISIER Justin	SUI	289 (5)	446 (18)	4,07 (11)
6	104531	CRAWFORD James	CAN	279 (6)	416 (20)	3,19 (8)
7	291459	PARIS Dominik	ITA	275 (7)	517 (12)	3,13 (7)
8	561310	HROBAT Miha	SLO	270 (8)	330 (26)	4,69 (13)
9	194858	ALLEGRE Nils	FRA	233 (10)	399 (21)	5,51 (14)
10	6530104	BENNETT Bryce	USA	231 (11)	268 (37)	1,73 (5)
11	6530319	COCHRAN-SIEGLE Ryan	USA	220 (12)	354 (25)	6,07 (16)
12	512038	ROGENTIN Stefan	SUI	167 (15)	485 (14)	10,73 (31)
13	53975	HEMETSBERGER Daniel	AUT	166 (16)	274 (36)	6,23 (17)
14	6291625	SCHIEDER Florian	ITA	153 (17)	166 (54)	4,67 (12)
15	54371	BABINSKY Stefan	AUT	145 (18)	289 (35)	10,33 (27)
16	422310	SEJERSTED Adrian Smiseth	NOR	118 (19)	326 (30)	9,06 (21)
17	194167	MUZATON Maxence	FRA	99 (20)	99 (76)	12,45 (36)
18	180877	LEHTO Elian	FIN	98 (21)	125 (64)	11,88 (33)
19	54609	EICHBERGER Stefan	AUT	87 (22)	159 (56)	8,08 (18)
20	512281	ROESTI Lars	SUI	84 (23)	116 (68)	9,43 (22)
21	54005	STRIEDINGER Otmar	AUT	74 (24)	104 (75)	10,04 (23)
22	51215	BAUMANN Romed	GER	69 (25)	109 (72)	10,28 (26)
23	512228	KOHLER Marco	SUI	66 (28)	81 (81)	14,24 (50)
24	104272	SEGER Brodie	CAN	64 (30)	84 (79)	10,43 (28)
25	192746	THEAUX Adrien	FRA	56 (31)	83 (80)	12,15 (34)
26	6190176	BAILET Matthieu	FRA	52 (33)	75 (85)	10,24 (25)
27	293006	INNERHOFER Christof	ITA	50 (34)	112 (71)	10,54 (29)
28	561255	CATER Martin	SLO	50 (34)	53 (101)	15,97 (61)
29	934643	GOLDBERG Jared	USA	48 (36)	156 (57)	10,79 (32)
30	6531520	MORSE Sam	USA	45 (37)	56 (97)	12,77 (38)
31	+500 54445	HAASER Raphael	AUT	13 (54)	500 (13)	19,57 (81)
32	104468	READ Jeffrey	CAN	16 (52)	115 (69)	10,17 (24)
33	512549	HILTBRAND Livio	SUI	22 (43)	22 (122)	12,83 (40)
34	501987	MONSEN Felix	SWE	20 (46)	65 (92)	13,36 (46)
35	151238	ZABYSTRAN Jan	CZE	41 (38)	106 (74)	13,55 (47)
36	6532123	NEGOMIR Kyle	USA	4 (67)	44 (105)	14,21 (49)
37	54481	TRANINGER Manuel	AUT	5 (65)	11 (143)	15,13 (54)
38	6292783	MOLTENI Nicolo	ITA	-	19 (125)	15,63 (57)



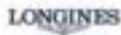
Number of Competitors: 63, Number of NSAs: 14

Rank 120 in the FIS List: **BERNARDI Gregorio** 27,80 FIS Points

No.	FIS Code	Name	NSA Code	WCSL-DH	WCSL-O	FIS DH
39	930024	MAPLE Wiley	USA	10 (57)	13 (137)	15,67 (58)
40	561397	NARALOCNIK Nejc	SLO	10 (57)	28 (116)	15,76 (59)
41	54733	WIESER Vincent	AUT	8 (60)	16 (134)	15,87 (60)
42	422707	MOELLER Fredrik	NOR	37 (39)	307 (32)	16,17 (63)
43	512527	MIGGIANO Alessio	SUI	-	-	16,25 (64)
44	6293831	FRANZONI Giovanni	ITA	34 (40)	140 (58)	16,67 (65)
45	110324	von APPEN Henrik	CHI	8 (60)	9 (148)	16,93 (67)
46	203096	VOGT Luis	GER	28 (42)	46 (104)	17,34 (68)
47	54538	RIESER Stefan	AUT	19 (48)	19 (125)	17,65 (70)
48	6293445	ALLIOD Benjamin Jacques	ITA	3 (69)	3 (163)	18,04 (72)
49	350095	PIFFNER Marco	LIE	4 (67)	4 (161)	18,08 (73)
50	512410	ZULAUF Gael	SUI	-	-	19,42 (79)
51	6190556	CAILLOT Ken	FRA	-	-	20,09 (85)
52	6190459	ALPHAND Sam	FRA	-	1 (168)	21,36 (90)
53	54628	FEURSTEIN Lukas	AUT	-	194 (49)	21,83 (91)
54	6191134	GAMEL SEIGNEUR Charles	FRA	-	-	22,81 (94)
55	561435	AZNOH Rok	SLO	-	-	22,90 (95)
56	6532793	SMITH Jack	USA	-	-	23,49 (98)
57	6293164	FRANZOSO Matteo	ITA	-	1 (168)	24,10 (102)
58	6191056	DUCROS Leo	FRA	-	-	24,94 (106)
59	422851	SELLAEG Simen	NOR	-	-	26,43 (113)
60	6100011	LESSARD Raphael	CAN	-	-	>28,71 (124)
61	422793	BUER Jonas	NOR	-	-	>30,42 (131)
62	6532084	RADAMUS River	USA	-	256 (41)	>38,47 (149)
63	422278	WINDINGSTAD Rasmus	NOR	-	54 (99)	>63,91 (299)

Legend:			
-	No points	+500	At least 500 points on WCSL-O after 20th place or after 30th place
>	Greater than 120th rank in the FIS points list	FIS DH	FIS points for Downhill (18th FIS points list 2024/25)
		No.	Control Number
		WCSL-DH	FIS World Cup Start List points for Downhill
WCSL-O	Overall FIS World Cup Start List points		





AUDI FIS SKI WORLD CUP 2024/25



Kvitfjell (NOR)

7th Men's Downhill

FRI 7 MAR 2025

START LIST

Start Time 10:30

Number of Competitors: 63, Number of NSAs: 14

Bib	FIS Code	Name	Year of Birth	NSA Code	Time	Ski
1	53975	HEMETSBERGER Daniel	1991	AUT		Fischer
2	54371	BABINSKY Stefan	1996	AUT		Head
3	180877	LEHTO Elian	2000	FIN		Fischer
4	512038	ROGENTIN Stefan	1994	SUI		Fischer
5	6530319	COCHRAN-SIEGLE Ryan	1992	USA		Head
6	561310	HROBAT Miha	1995	SLO		Atomic
7	104531	CRAWFORD James	1997	CAN		Head
8	512471	von ALLMEN Franjo	2001	SUI		Head
9	512269	ODERMATT Marco	1997	SUI		Stoekli
10	291459	PARIS Dominik	1989	ITA		Nordica
11	512408	MONNEY Alexis	2000	SUI		Stoekli
12	194858	ALLEGRE Nils	1994	FRA		Salomon
13	6530104	BENNETT Bryce	1992	USA		Fischer
14	511896	MURISIER Justin	1992	SUI		Head
15	53980	KRIECHMAYR Vincent	1991	AUT		Head
-----break-----						
16	54609	EICHBERGER Stefan	2000	AUT		Head
17	194167	MUZATON Maxence	1990	FRA		Rossignol
18	6291625	SCHIEDER Florian	1995	ITA		Atomic
19	512281	ROESTI Lars	1998	SUI		Stoekli
20	422310	SEJERSTED Adrian Smiseth	1994	NOR		Atomic
21	192746	THEAUX Adrien	1984	FRA		Salomon
22	934643	GOLDBERG Jared	1991	USA		Rossignol
-----break-----						
23	54005	STRIEDINGER Otmar	1991	AUT		Salomon
24	293006	INNERHOFER Christof	1984	ITA		Rossignol
25	104272	SEGER Brodie	1995	CAN		Atomic
26	51215	BAUMANN Romed	1986	GER		Salomon
27	561255	CATER Martin	1992	SLO		Salomon
28	512228	KOHLER Marco	1997	SUI		Stoekli
29	6190176	BAILET Matthieu	1996	FRA		Head
30	6531520	MORSE Sam	1996	USA		Fischer
-----break-----						
31	54445	HAASER Raphael	1997	AUT		Fischer
32	104468	READ Jeffrey	1997	CAN		Atomic
33	512549	HILTBRAND Livio	2003	SUI		Fischer
34	501987	MONSEN Felix	1994	SWE		Atomic
35	151238	ZABYSTRAN Jan	1998	CZE		Kaestle
36	6532123	NEGOMIR Kyle	1998	USA		Atomic
37	54481	TRANINGER Manuel	1998	AUT		Atomic
38	6292783	MOLTENI Nicolo	1998	ITA		Head
39	930024	MAPLE Wiley	1990	USA		Atomic
40	561397	NARALOCNIK Nejc	1999	SLO		Atomic
41	54733	WIESER Vincent	2002	AUT		Salomon
42	422707	MOELLER Fredrik	2000	NOR		Atomic



Number of Competitors: 63, Number of NSAs: 14

Bib	FIS Code	Name	Year of Birth	NSA Code	Time	Ski
43	512527	MIGGIANO Alessio	2002	SUI		Head
44	6293831	FRANZONI Giovanni	2001	ITA		Rossignol
45	110324	von APPEN Henrik	1994	CHI		Head
46	203096	VOGT Luis	2002	GER		Rossignol
47	54538	RIESER Stefan	1999	AUT		Atomic
48	6293445	ALLIOD Benjamin Jacques	2000	ITA		Rossignol
49	350095	PFIFFNER Marco	1994	LIE		Salomon
50	512410	ZULAUF Gael	2000	SUI		Fischer
51	6190556	CAILLOT Ken	1998	FRA		Atomic
52	6190459	ALPHAND Sam	1997	FRA		Rossignol
53	54628	FEURSTEIN Lukas	2001	AUT		Head
54	6191134	GAMEL SEIGNEUR Charles	2002	FRA		Rossignol
55	561435	AZNOH Rok	2002	SLO		Atomic
56	6532793	SMITH Jack	2001	USA		Rossignol
57	6293164	FRANZOSO Matteo	1999	ITA		Atomic
58	6191056	DUCROS Leo	2001	FRA		Atomic
59	422851	SELLAEG Simen	2003	NOR		Head
60	6100011	LESSARD Raphael	2001	CAN		Head
61	422793	BUER Jonas	2001	NOR		
62	6532084	RADAMUS River	1998	USA		Rossignol
63	422278	WINDINGSTAD Rasmus	1993	NOR		Atomic

Jury

FIS Technical Delegate	GALBRAITH Ellen	USA
Referee	WALDNER Markus	FIS
Assistant Referee	TRINKL Hannes	FIS
Chief of Race	BJORGE Ole Johan	NOR

Technical Data

Course Name	Kvitfjell-Olympiabakken
Start Altitude	1020m
Finish Altitude	182m
Vertical Drop	838m
Course Length	3035m
Homologation Number	15104/11/23

Race Information

Course Setter	TRINKL Hannes	FIS
Start Time	10:30	

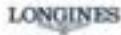
Forerunners:

F1 - TAKLO Jorgen Aaroen NOR F2 - HAMMER Aksel NOR F3 - BENGSTON Sebastian NOR

Legend:

YB Year of Birth





AUDI FIS SKI WORLD CUP 2024/25



7th Men's Downhill

FRI 7 MAR 2025

OFFICIAL RESULTS

Start Time 10:30

Number of Competitors: 63, Number of NSAs: 14

Penalty applied: 0.00

Rank	Bib	FIS Code	Name	YB	NSA Code	Time	Difference	Distance (m)	Race Points	Ski
1	10	291459	PARIS Dominik	1989	ITA	1:44.67			0.00	Nordica
2	9	512269	ODERMATT Marco	1997	SUI	1:44.99	0.32	9.25	3.82	Stoeckli
3	4	512038	ROGENTIN Stefan	1994	SUI	1:45.30	0.63	18.16	7.52	Fischer
4	8	512471	von ALLMEN Franjo	2001	SUI	1:45.50	0.83	23.88	9.91	Head
5	11	512408	MONNEY Alexis	2000	SUI	1:45.56	0.89	25.59	10.63	Stoeckli
6	20	422310	SEJERSTED Adrian Smiseth	1994	NOR	1:45.72	1.05	30.14	12.54	Atomic
7	13	6530104	BENNETT Bryce	1992	USA	1:45.73	1.06	30.43	12.66	Fischer
8	12	194858	ALLEGRE Niils	1994	FRA	1:45.74	1.07	30.71	12.78	Salomon
9	2	54371	BABINSKY Stefan	1996	AUT	1:45.78	1.11	31.85	13.26	Head
10	5	6530319	COCHRAN-SIEGLE Ryan	1992	USA	1:45.89	1.22	34.97	14.57	Head
11	6	561310	HROBAT Miha	1995	SLO	1:45.94	1.27	36.38	15.17	Atomic
12	15	53980	KRIECHMAYR Vincent	1991	AUT	1:46.08	1.41	40.34	16.84	Head
13	17	194167	MUZATON Maxence	1990	FRA	1:46.13	1.46	41.75	17.44	Rossignol
14	16	54609	EICHBERGER Stefan	2000	AUT	1:46.19	1.52	43.44	18.15	Head
15	14	511896	MURISIER Justin	1992	SUI	1:46.21	1.54	44.01	18.39	Head
16	19	512281	ROESTI Lars	1998	SUI	1:46.60	1.93	54.95	23.05	Stoeckli
17	21	192746	THEAUX Adrien	1984	FRA	1:46.76	2.09	59.42	24.96	Salomon
18	18	6291625	SCHIEDER Florian	1995	ITA	1:46.83	2.16	61.36	25.80	Atomic
19	40	561397	NARALOCNIK Nejc	1999	SLO	1:47.05	2.38	67.48	28.42	Atomic
19	3	180877	LEHTO Elian	2000	FIN	1:47.05	2.38	67.48	28.42	Fischer
21	39	930024	MAPLE Wiley	1990	USA	1:47.06	2.39	67.75	28.54	Atomic
22	24	293006	INNERHOFER Christof	1984	ITA	1:47.10	2.43	68.86	29.02	Rossignol
23	35	151238	ZABYSTRAN Jan	1998	CZE	1:47.18	2.51	71.08	29.98	Kaestle
24	30	6531520	MORSE Sam	1996	USA	1:47.20	2.53	71.63	30.21	Fischer
25	26	51215	BAUMANN Romed	1986	GER	1:47.22	2.55	72.18	30.45	Salomon
26	7	104531	CRAWFORD James	1997	CAN	1:47.32	2.65	74.94	31.65	Head
27	38	6292783	MOLTENI Nicolo	1998	ITA	1:47.37	2.70	76.32	32.24	Head
28	25	104272	SEGER Brodie	1995	CAN	1:47.38	2.71	76.60	32.36	Atomic
29	28	512228	KOHLER Marco	1997	SUI	1:47.40	2.73	77.15	32.60	Stoeckli
30	44	6293831	FRANZONI Giovanni	2001	ITA	1:47.46	2.79	78.80	33.32	Rossignol
31	34	501987	MONSEN Felix	1994	SWE	1:47.49	2.82	79.62	33.68	Atomic
32	32	104468	READ Jeffrey	1997	CAN	1:47.62	2.95	83.19	35.23	Atomic
33	27	561255	CATER Martin	1992	SLO	1:47.63	2.96	83.47	35.35	Salomon
33	23	54005	STRIEDINGER Otmar	1991	AUT	1:47.63	2.96	83.47	35.35	Salomon
35	31	54445	HAASER Raphael	1997	AUT	1:47.70	3.03	85.39	36.19	Fischer
36	37	54481	TRANINGER Manuel	1998	AUT	1:47.79	3.12	87.85	37.26	Atomic
37	33	512549	HILTBRAND Livio	2003	SUI	1:47.84	3.17	89.22	37.86	Fischer
38	41	54733	WIESER Vincent	2002	AUT	1:47.91	3.24	91.13	38.69	Salomon
39	50	512410	ZULAUF Gael	2000	SUI	1:47.96	3.29	92.49	39.29	Fischer
40	36	6532123	NEGOMIR Kyle	1998	USA	1:47.98	3.31	93.03	39.53	Atomic
41	51	6190556	CAILLOT Ken	1998	FRA	1:48.02	3.35	94.12	40.01	Atomic
42	45	110324	von APPEN Henrik	1994	CHI	1:48.04	3.37	94.67	40.25	Head
43	43	512527	MIGGIANO Alessio	2002	SUI	1:48.06	3.39	95.21	40.48	Head
44	52	6190459	ALPHAND Sam	1997	FRA	1:48.14	3.47	97.39	41.44	Rossignol
45	42	422707	MOELLER Fredrik	2000	NOR	1:48.20	3.53	99.02	42.16	Atomic
46	60	6100011	LESSARD Raphael	2001	CAN	1:48.42	3.75	104.97	44.78	Head



Number of Competitors: 63, Number of NSAs: 14

Penalty applied: 0.00

Rank	Bib	FIS Code	Name	YB	NSA Code	Time	Difference	Distance (m)	Race Points	Ski
47	48	6293445	ALLIOD Benjamin Jacques	2000	ITA	1:48.57	3.90	109.02	46.57	Rossignol
48	46	203096	VOGT Luis	2002	GER	1:48.59	3.92	109.56	46.81	Rossignol
49	22	934643	GOLDBERG Jared	1991	USA	1:48.63	3.96	110.64	47.29	Rossignol
50	47	54538	RIESER Stefan	1999	AUT	1:48.65	3.98	111.18	47.53	Atomic
51	53	54628	FEURSTEIN Lukas	2001	AUT	1:48.66	3.99	111.45	47.65	Head
52	55	561435	AZNOH Rok	2002	SLO	1:48.71	4.04	112.79	48.25	Atomic
53	58	6191056	DUCROS Leo	2001	FRA	1:48.89	4.22	117.62	50.40	Atomic
54	49	350095	PIFFNER Marco	1994	LIE	1:48.96	4.29	119.49	51.23	Salomon
55	56	6532793	SMITH Jack	2001	USA	1:48.98	4.31	120.03	51.47	Rossignol
56	62	6532084	RADAMUS River	1998	USA	1:49.08	4.41	122.70	52.67	Rossignol
57	29	6190176	BAILET Matthieu	1996	FRA	1:49.59	4.92	136.26	58.76	Head
58	63	422278	WINDINGSTAD Rasmus	1993	NOR	1:50.51	5.84	160.39	69.74	Atomic
59	59	422851	SELLAEG Simen	2003	NOR	1:50.76	6.09	166.88	72.73	Head

DID NOT FINISH: 2 competitors

54	6191134	GAMEL SEIGNEUR Charles	2002	FRA						Rossignol
57	6293164	FRANZOSO Matteo	1999	ITA						Atomic

DID NOT START: 2 competitors

1	53975	HEMETSBERGER Daniel	1991	AUT						Fischer
61	422793	BUER Jonas	2001	NOR						

Jury

FIS Technical Delegate	GALBRAITH Ellen	USA
Referee	WALDNER Markus	FIS
Assistant Referee	TRINKL Hannes	FIS
Chief of Race	BJORGE Ole Johan	NOR

Technical Data

Course Name	Kvitfjell-Olympiabakken
Start Altitude	1020m
Finish Altitude	182m
Vertical Drop	838m
Course Length	3035m
Homologation Number	15104/11/23

Race Information

Course Setter	TRINKL Hannes	FIS
Gates	30	
Start Time	10:30	

Forerunners:

F1 - TAKLO Jorgen Aaroen NOR F2 - HAMMER Aksel NOR F3 - BENGSTON Sebastian NOR

Conditions on course:

SUNNY Snow: HARD PACKED Temperature - Start: -3°C / 27°F Temperature - Finish: -1°C / 30°F

Legend:

YB Year of Birth





LONGINES



Norges Skiforbund



KVITFJELL

RINGEBU kommune

Innlandet



AUDI FIS SKI WORLD CUP 2024/25



7th Men's Downhill

FRI 7 MAR 2025

OFFICIAL RESULTS

Start Time 10:30

Number of Competitors: 63, Number of NSAs: 14

Penalty applied: 0.00

Rank	Bib	FIS Code	Name	YB	NSA Code	Time	Difference	Distance (m)	Race Points	Ski
1	10	291459	PARIS Dominik	1989	ITA	1:44.67			0.00	Nordica
2	9	512269	ODERMATT Marco	1997	SUI	1:44.99	0.32	9.25	3.82	Stoeckli
3	4	512038	ROGENTIN Stefan	1994	SUI	1:45.30	0.63	18.16	7.52	Fischer
4	8	512471	von ALLMEN Franjo	2001	SUI	1:45.50	0.83	23.88	9.91	Head
5	11	512408	MONNEY Alexis	2000	SUI	1:45.56	0.89	25.59	10.63	Stoeckli
6	20	422310	SEJERSTED Adrian Smiseth	1994	NOR	1:45.72	1.05	30.14	12.54	Atomic
7	13	6530104	BENNETT Bryce	1992	USA	1:45.73	1.06	30.43	12.66	Fischer
8	12	194858	ALLEGRE Niils	1994	FRA	1:45.74	1.07	30.71	12.78	Salomon
9	2	54371	BABINSKY Stefan	1996	AUT	1:45.78	1.11	31.85	13.26	Head
10	5	6530319	COCHRAN-SIEGLE Ryan	1992	USA	1:45.89	1.22	34.97	14.57	Head
11	6	561310	HROBAT Miha	1995	SLO	1:45.94	1.27	36.38	15.17	Atomic
12	15	53980	KRIECHMAYR Vincent	1991	AUT	1:46.08	1.41	40.34	16.84	Head
13	17	194167	MUZATON Maxence	1990	FRA	1:46.13	1.46	41.75	17.44	Rossignol
14	16	54609	EICHBERGER Stefan	2000	AUT	1:46.19	1.52	43.44	18.15	Head
15	14	511896	MURISIER Justin	1992	SUI	1:46.21	1.54	44.01	18.39	Head
16	19	512281	ROESTI Lars	1998	SUI	1:46.60	1.93	54.95	23.05	Stoeckli
17	21	192746	THEAUX Adrien	1984	FRA	1:46.76	2.09	59.42	24.96	Salomon
18	18	6291625	SCHIEDER Florian	1995	ITA	1:46.83	2.16	61.36	25.80	Atomic
19	40	561397	NARALOCNIK Nejc	1999	SLO	1:47.05	2.38	67.48	28.42	Atomic
19	3	180877	LEHTO Elian	2000	FIN	1:47.05	2.38	67.48	28.42	Fischer
21	39	930024	MAPLE Wiley	1990	USA	1:47.06	2.39	67.75	28.54	Atomic
22	24	293006	INNERHOFER Christof	1984	ITA	1:47.10	2.43	68.86	29.02	Rossignol
23	35	151238	ZABYSTRAN Jan	1998	CZE	1:47.18	2.51	71.08	29.98	Kaestle
24	30	6531520	MORSE Sam	1996	USA	1:47.20	2.53	71.63	30.21	Fischer
25	26	51215	BAUMANN Romed	1986	GER	1:47.22	2.55	72.18	30.45	Salomon
26	7	104531	CRAWFORD James	1997	CAN	1:47.32	2.65	74.94	31.65	Head
27	38	6292783	MOLTENI Nicolo	1998	ITA	1:47.37	2.70	76.32	32.24	Head
28	25	104272	SEGER Brodie	1995	CAN	1:47.38	2.71	76.60	32.36	Atomic
29	28	512228	KOHLER Marco	1997	SUI	1:47.40	2.73	77.15	32.60	Stoeckli
30	44	6293831	FRANZONI Giovanni	2001	ITA	1:47.46	2.79	78.80	33.32	Rossignol
31	34	501987	MONSEN Felix	1994	SWE	1:47.49	2.82	79.62	33.68	Atomic
32	32	104468	READ Jeffrey	1997	CAN	1:47.62	2.95	83.19	35.23	Atomic
33	27	561255	CATER Martin	1992	SLO	1:47.63	2.96	83.47	35.35	Salomon
33	23	54005	STRIEDINGER Otmar	1991	AUT	1:47.63	2.96	83.47	35.35	Salomon
35	31	54445	HAASER Raphael	1997	AUT	1:47.70	3.03	85.39	36.19	Fischer
36	37	54481	TRANINGER Manuel	1998	AUT	1:47.79	3.12	87.85	37.26	Atomic
37	33	512549	HILTBRAND Livio	2003	SUI	1:47.84	3.17	89.22	37.86	Fischer
38	41	54733	WIESER Vincent	2002	AUT	1:47.91	3.24	91.13	38.69	Salomon
39	50	512410	ZULAUF Gael	2000	SUI	1:47.96	3.29	92.49	39.29	Fischer
40	36	6532123	NEGOMIR Kyle	1998	USA	1:47.98	3.31	93.03	39.53	Atomic
41	51	6190556	CAILLOT Ken	1998	FRA	1:48.02	3.35	94.12	40.01	Atomic
42	45	110324	von APPEN Henrik	1994	CHI	1:48.04	3.37	94.67	40.25	Head
43	43	512527	MIGGIANO Alessio	2002	SUI	1:48.06	3.39	95.21	40.48	Head
44	52	6190459	ALPHAND Sam	1997	FRA	1:48.14	3.47	97.39	41.44	Rossignol
45	42	422707	MOELLER Fredrik	2000	NOR	1:48.20	3.53	99.02	42.16	Atomic
46	60	6100011	LESSARD Raphael	2001	CAN	1:48.42	3.75	104.97	44.78	Head



Number of Competitors: 63, Number of NSAs: 14

Penalty applied: 0.00

Rank	Bib	FIS Code	Name	YB	NSA Code	Time	Difference	Distance (m)	Race Points	Ski
47	48	6293445	ALLIOD Benjamin Jacques	2000	ITA	1:48.57	3.90	109.02	46.57	Rossignol
48	46	203096	VOGT Luis	2002	GER	1:48.59	3.92	109.56	46.81	Rossignol
49	22	934643	GOLDBERG Jared	1991	USA	1:48.63	3.96	110.64	47.29	Rossignol
50	47	54538	RIESER Stefan	1999	AUT	1:48.65	3.98	111.18	47.53	Atomic
51	53	54628	FEURSTEIN Lukas	2001	AUT	1:48.66	3.99	111.45	47.65	Head
52	55	561435	AZNOH Rok	2002	SLO	1:48.71	4.04	112.79	48.25	Atomic
53	58	6191056	DUCROS Leo	2001	FRA	1:48.89	4.22	117.62	50.40	Atomic
54	49	350095	PIFFNER Marco	1994	LIE	1:48.96	4.29	119.49	51.23	Salomon
55	56	6532793	SMITH Jack	2001	USA	1:48.98	4.31	120.03	51.47	Rossignol
56	62	6532084	RADAMUS River	1998	USA	1:49.08	4.41	122.70	52.67	Rossignol
57	29	6190176	BAILET Matthieu	1996	FRA	1:49.59	4.92	136.26	58.76	Head
58	63	422278	WINDINGSTAD Rasmus	1993	NOR	1:50.51	5.84	160.39	69.74	Atomic
59	59	422851	SELLAEG Simen	2003	NOR	1:50.76	6.09	166.88	72.73	Head

DID NOT FINISH: 2 competitors

54	6191134	GAMEL SEIGNEUR Charles	2002	FRA						Rossignol
57	6293164	FRANZOSO Matteo	1999	ITA						Atomic

DID NOT START: 2 competitors

1	53975	HEMETSBERGER Daniel	1991	AUT						Fischer
61	422793	BUER Jonas	2001	NOR						

Jury

FIS Technical Delegate	GALBRAITH Ellen	USA
Referee	WALDNER Markus	FIS
Assistant Referee	TRINKL Hannes	FIS
Chief of Race	BJORGE Ole Johan	NOR

Technical Data

Course Name	Kvitfjell-Olympiabakken
Start Altitude	1020m
Finish Altitude	182m
Vertical Drop	838m
Course Length	3035m
Homologation Number	15104/11/23

Race Information

Course Setter	TRINKL Hannes	FIS
Gates	30	
Start Time	10:30	

Forerunners:

F1 - TAKLO Jorgen Aaroen NOR F2 - HAMMER Aksel NOR F3 - BENGSTON Sebastian NOR


Conditions on course:

SUNNY Snow: HARD PACKED Temperature - Start: -3°C / 27°F Temperature - Finish: -1°C / 30°F

Legend:

YB Year of Birth





AUDI FIS SKI WORLD CUP 2024/25



Kvitfjell (NOR)

7th Men's Downhill

FRI 7 MAR 2025

Start Time 10:30



PENALTY CALCULATION

Best 10 at Finish

F - factor: 1250

Rank	Bib	FIS Code	Name	NSA Code	FIS Points	Best 5	Race Points
1	10	291459	PARIS Dominik	ITA	3.13	3.13	0.00
2	9	512269	ODERMATT Marco	SUI	0.00	0.00	3.82
3	4	512038	ROGENTIN Stefan	SUI	10.73		
4	8	512471	von ALLMEN Franjo	SUI	0.00	0.00	9.91
5	11	512408	MONNEY Alexis	SUI	0.44	0.44	10.63
6	20	422310	SEJERSTED Adrian Smiseth	NOR	9.06		
7	13	6530104	BENNETT Bryce	USA	1.73	1.73	12.66
8	12	194858	ALLEGRE Nils	FRA	5.51		
9	2	54371	BABINSKY Stefan	AUT	10.33		
10	5	6530319	COCHRAN-SIEGLE Ryan	USA	6.07		

Best 5 FIS Points Started

Rank	Bib	FIS Code	Name	NSA Code	FIS Points
2	9	512269	ODERMATT Marco	SUI	0.00
4	8	512471	von ALLMEN Franjo	SUI	0.00
5	11	512408	MONNEY Alexis	SUI	0.44
7	13	6530104	BENNETT Bryce	USA	1.73
1	10	291459	PARIS Dominik	ITA	3.13

TOTALS:

FIS Points of Best 5 Started (B)	5.30	
FIS Points of Best 5 at Finish in Top 10 (A)		5.30
Race Points of Corresponding Competitors (C)		37.02
Calculated Penalty (A+B-C):10 =>	-2.642	
Rounded	-2.64	
Category Adder	0.00	
Correction Value (Z)	0.00	
Calculated Penalty	-2.64	
Penalty Applied	0.00	





AUDI FIS SKI WORLD CUP 2024/25



Kvitfjell (NOR)

7th Men's Downhill

FRI 7 MAR 2025

Start Time 10:30

PERFORMANCE ANALYSIS BY RANK

Number of Competitors: 59 Number of NSAs: 14

Rank	Bib	Name Ski	NSA Code	Positions		Partials		Difference		Speed	
				Pos.	Time Rank	Pos.	Time Rank	Time Dist.(m)	Pos. (km/h) Rank		
1	10	PARIS Dominik Nordica	ITA	Int1:	13.30 (1)	11-12:	26.26 (13)	0.00		Sp1	103.00 (2)
				Int2:	39.56 (5)	12-13:	22.64 (1)	0.10	Sp2	134.10 (1)	
				Int3:	1:02.20 (1)	13-14:	16.79 (5)	0.00			
				Int4:	1:18.99 (1)	14-15:	11.05 (4)	0.00			
				Int5:	1:30.04 (1)	15-Fin:	14.63 (1)	0.00			
				Fin:	1:44.67 (1)			0.00	0.00	Avg:	104.39
2	9	ODERMATT Marco Stoeckli	SUI	Int1:	13.32 (2)	11-12:	26.21 (10)	0.02		Sp1	99.56 (30)
				Int2:	39.53 (4)	12-13:	23.08 (9)	0.07	Sp2	131.60 (3)	
				Int3:	1:02.61 (5)	13-14:	16.63 (1)	0.41			
				Int4:	1:19.24 (2)	14-15:	11.01 (1)	0.25			
				Int5:	1:30.25 (2)	15-Fin:	14.74 (3)	0.21			
				Fin:	1:44.99 (2)			0.32	9.25	Avg:	104.07
3	4	ROGENTIN Stefan Fischer	SUI	Int1:	13.32 (2)	11-12:	26.18 (9)	0.02		Sp1	103.38 (1)
				Int2:	39.50 (2)	12-13:	22.99 (6)	0.04	Sp2	128.90 (13)	
				Int3:	1:02.49 (2)	13-14:	16.78 (4)	0.29			
				Int4:	1:19.27 (3)	14-15:	11.19 (11)	0.28			
				Int5:	1:30.46 (3)	15-Fin:	14.84 (7)	0.42			
				Fin:	1:45.30 (3)			0.63	18.16	Avg:	103.76
4	8	von ALLMEN Franjo Head	SUI	Int1:	13.40 (4)	11-12:	26.62 (26)	0.10		Sp1	101.28 (13)
				Int2:	40.02 (19)	12-13:	22.84 (3)	0.56	Sp2	130.40 (8)	
				Int3:	1:02.86 (10)	13-14:	16.87 (8)	0.66			
				Int4:	1:19.73 (9)	14-15:	11.08 (5)	0.74			
				Int5:	1:30.81 (8)	15-Fin:	14.69 (2)	0.77			
				Fin:	1:45.50 (4)			0.83	23.88	Avg:	103.56
5	11	MONNEY Alexis Stoeckli	SUI	Int1:	13.58 (26)	11-12:	26.12 (6)	0.28		Sp1	100.70 (17)
				Int2:	39.70 (11)	12-13:	22.88 (5)	0.24	Sp2	127.50 (29)	
				Int3:	1:02.58 (3)	13-14:	16.84 (6)	0.38			
				Int4:	1:19.42 (5)	14-15:	11.22 (16)	0.43			
				Int5:	1:30.64 (4)	15-Fin:	14.92 (12)	0.60			
				Fin:	1:45.56 (5)			0.89	25.59	Avg:	103.51
6	20	SEJERSTED Adrian Smiseth Atomic	NOR	Int1:	13.51 (14)	11-12:	25.95 (1)	0.21		Sp1	100.94 (14)
				Int2:	39.46 (1)	12-13:	23.18 (15)	0.00	Sp2	130.00 (9)	
				Int3:	1:02.64 (7)	13-14:	17.05 (17)	0.44			
				Int4:	1:19.69 (8)	14-15:	11.10 (6)	0.70			
				Int5:	1:30.79 (6)	15-Fin:	14.93 (13)	0.75			
				Fin:	1:45.72 (6)			1.05	30.14	Avg:	103.35
7	13	BENNETT Bryce Fischer	USA	Int1:	13.48 (8)	11-12:	26.30 (16)	0.18		Sp1	101.78 (9)
				Int2:	39.78 (15)	12-13:	22.83 (2)	0.32	Sp2	130.70 (6)	
				Int3:	1:02.61 (5)	13-14:	16.98 (12)	0.41			
				Int4:	1:19.59 (7)	14-15:	11.21 (14)	0.60			
				Int5:	1:30.80 (7)	15-Fin:	14.93 (13)	0.76			
				Fin:	1:45.73 (7)			1.06	30.43	Avg:	103.34



Kvitfjell (NOR)

7th Men's Downhill

FRI 7 MAR 2025



PERFORMANCE ANALYSIS BY RANK

Start Time 10:30

Number of Competitors: 59 Number of NSAs: 14

Rank	Bib	Name Ski	NSA Code	Positions		Partials		Difference		Speed	
				Pos.	Time Rank	Pos.	Time Rank	Time	Dist.(m)	Pos.	(km/h) Rank
8	12	ALLEGRE Nils Salomon	FRA	Int1:	13.49 (11)	11-12:	26.07 (2)	0.19		Sp1	102.65 (3)
				Int2:	39.56 (5)	12-13:	23.02 (8)	0.10		Sp2	128.30 (19)
				Int3:	1:02.58 (3)	13-14:	16.96 (11)	0.38			
				Int4:	1:19.54 (6)	14-15:	11.21 (14)	0.55			
				Int5:	1:30.75 (5)	15-Fin:	14.99 (17)	0.71			
				Fin:	1:45.74 (8)			1.07	30.71	Avg:	103.33
9	2	BABINSKY Stefan Head	AUT	Int1:	13.46 (7)	11-12:	26.14 (7)	0.16		Sp1	102.18 (6)
				Int2:	39.60 (7)	12-13:	23.18 (15)	0.14		Sp2	129.90 (10)
				Int3:	1:02.78 (9)	13-14:	17.04 (16)	0.58			
				Int4:	1:19.82 (10)	14-15:	11.17 (9)	0.83			
				Int5:	1:30.99 (10)	15-Fin:	14.79 (5)	0.95			
				Fin:	1:45.78 (9)			1.11	31.85	Avg:	103.29
10	5	COCHRAN-SIEGLE Ryan Head	USA	Int1:	13.48 (8)	11-12:	26.45 (20)	0.18		Sp1	101.41 (11)
				Int2:	39.93 (17)	12-13:	23.15 (12)	0.47		Sp2	128.20 (20)
				Int3:	1:03.08 (15)	13-14:	16.84 (6)	0.88			
				Int4:	1:19.92 (12)	14-15:	11.22 (16)	0.93			
				Int5:	1:31.14 (12)	15-Fin:	14.75 (4)	1.10			
				Fin:	1:45.89 (10)			1.22	34.97	Avg:	103.18
11	6	HROBAT Miha Atomic	SLO	Int1:	13.56 (23)	11-12:	26.87 (42)	0.26		Sp1	102.15 (8)
				Int2:	40.43 (36)	12-13:	22.87 (4)	0.97		Sp2	129.50 (12)
				Int3:	1:03.30 (19)	13-14:	16.65 (2)	1.10			
				Int4:	1:19.95 (13)	14-15:	11.03 (2)	0.96			
				Int5:	1:30.98 (9)	15-Fin:	14.96 (15)	0.94			
				Fin:	1:45.94 (11)			1.27	36.38	Avg:	103.13
12	15	KRIECHMAYR Vincent Head	AUT	Int1:	13.41 (5)	11-12:	26.11 (5)	0.11		Sp1	97.08 (56)
				Int2:	39.52 (3)	12-13:	23.48 (45)	0.06		Sp2	130.50 (7)
				Int3:	1:03.00 (12)	13-14:	16.89 (9)	0.80			
				Int4:	1:19.89 (11)	14-15:	11.29 (30)	0.90			
				Int5:	1:31.18 (13)	15-Fin:	14.90 (11)	1.14			
				Fin:	1:46.08 (12)			1.41	40.34	Avg:	103.00
13	17	MUZATON Maxence Rossignol	FRA	Int1:	13.50 (13)	11-12:	26.10 (4)	0.20		Sp1	99.18 (35)
				Int2:	39.60 (7)	12-13:	23.39 (33)	0.14		Sp2	127.50 (29)
				Int3:	1:02.99 (11)	13-14:	17.02 (15)	0.79			
				Int4:	1:20.01 (15)	14-15:	11.10 (6)	1.02			
				Int5:	1:31.11 (11)	15-Fin:	15.02 (20)	1.07			
				Fin:	1:46.13 (13)			1.46	41.75	Avg:	102.95
14	16	EICHBERGER Stefan Head	AUT	Int1:	13.54 (19)	11-12:	26.22 (12)	0.24		Sp1	98.95 (37)
				Int2:	39.76 (12)	12-13:	23.41 (37)	0.30		Sp2	131.70 (2)
				Int3:	1:03.17 (16)	13-14:	16.94 (10)	0.97			
				Int4:	1:20.11 (16)	14-15:	11.28 (29)	1.12			
				Int5:	1:31.39 (16)	15-Fin:	14.80 (6)	1.35			
				Fin:	1:46.19 (14)			1.52	43.44	Avg:	102.89
15	14	MURISIER Justin Head	SUI	Int1:	13.61 (33)	11-12:	26.29 (15)	0.31		Sp1	100.43 (19)
				Int2:	39.90 (16)	12-13:	23.12 (11)	0.44		Sp2	130.90 (4)
				Int3:	1:03.02 (13)	13-14:	16.98 (12)	0.82			
				Int4:	1:20.00 (14)	14-15:	11.25 (24)	1.01			
				Int5:	1:31.25 (14)	15-Fin:	14.96 (15)	1.21			
				Fin:	1:46.21 (15)			1.54	44.01	Avg:	102.87



Kvitfjell (NOR)



7th Men's Downhill

FRI 7 MAR 2025

PERFORMANCE ANALYSIS BY RANK

Start Time 10:30

Number of Competitors: 59 Number of NSAs: 14

Rank	Bib	Name <small>Ski</small>	NSA Code	Positions			Partials			Difference		Speed		
				Pos.	Time	Rank	Pos.	Time	Rank	Time	Dist.(m)	Pos.	(km/h)	Rank
16	19	ROESTI Lars <small>Stoeckli</small>	SUI	Int1:	13.59	(29)	11-12:	26.08	(3)	0.29		Sp1	97.48	(51)
				Int2:	39.67	(10)	12-13:	23.52	(48)	0.21		Sp2	128.80	(14)
				Int3:	1:03.19	(17)	13-14:	17.29	(35)	0.99				
				Int4:	1:20.48	(18)	14-15:	11.24	(21)	1.49				
				Int5:	1:31.72	(17)	15-Fin:	14.88	(10)	1.68				
				Fin:	1:46.60	(16)				1.93	54.95	Avg:	102.50	
17	21	THEAUX Adrien <small>Salomon</small>	FRA	Int1:	13.48	(8)	11-12:	26.28	(14)	0.18		Sp1	102.16	(7)
				Int2:	39.76	(12)	12-13:	23.28	(21)	0.30		Sp2	126.60	(43)
				Int3:	1:03.04	(14)	13-14:	17.34	(41)	0.84				
				Int4:	1:20.38	(17)	14-15:	11.38	(41)	1.39				
				Int5:	1:31.76	(18)	15-Fin:	15.00	(18)	1.72				
				Fin:	1:46.76	(17)				2.09	59.42	Avg:	102.34	
18	18	SCHIEDER Florian <small>Atomic</small>	ITA	Int1:	13.54	(19)	11-12:	26.71	(28)	0.24		Sp1	99.65	(28)
				Int2:	40.25	(27)	12-13:	23.10	(10)	0.79		Sp2	128.80	(14)
				Int3:	1:03.35	(21)	13-14:	17.20	(25)	1.15				
				Int4:	1:20.55	(20)	14-15:	11.24	(21)	1.56				
				Int5:	1:31.79	(19)	15-Fin:	15.04	(21)	1.75				
				Fin:	1:46.83	(18)				2.16	61.36	Avg:	102.27	
19	40	NARALOCNIK Nejc <small>Atomic</small>	SLO	Int1:	13.52	(15)	11-12:	26.83	(40)	0.22		Sp1	97.52	(50)
				Int2:	40.35	(33)	12-13:	23.16	(13)	0.89		Sp2	128.50	(16)
				Int3:	1:03.51	(25)	13-14:	17.27	(33)	1.31				
				Int4:	1:20.78	(25)	14-15:	11.40	(42)	1.79				
				Int5:	1:32.18	(29)	15-Fin:	14.87	(9)	2.14				
				Fin:	1:47.05	(19)				2.38	67.48	Avg:	102.06	
19	3	LEHTO Elian <small>Fischer</small>	FIN	Int1:	13.42	(6)	11-12:	26.77	(33)	0.12		Sp1	102.26	(5)
				Int2:	40.19	(25)	12-13:	23.25	(18)	0.73		Sp2	126.90	(40)
				Int3:	1:03.44	(22)	13-14:	17.29	(35)	1.24				
				Int4:	1:20.73	(23)	14-15:	11.19	(11)	1.74				
				Int5:	1:31.92	(22)	15-Fin:	15.13	(28)	1.88				
				Fin:	1:47.05	(19)				2.38	67.48	Avg:	102.06	
21	39	MAPLE Wiley <small>Atomic</small>	USA	Int1:	13.73	(53)	11-12:	26.77	(33)	0.43		Sp1	98.50	(43)
				Int2:	40.50	(40)	12-13:	23.40	(34)	1.04		Sp2	127.90	(24)
				Int3:	1:03.90	(38)	13-14:	17.16	(21)	1.70				
				Int4:	1:21.06	(32)	14-15:	11.15	(8)	2.07				
				Int5:	1:32.21	(31)	15-Fin:	14.85	(8)	2.17				
				Fin:	1:47.06	(21)				2.39	67.75	Avg:	102.05	
22	24	INNERHOFER Christof <small>Rossignol</small>	ITA	Int1:	13.55	(21)	11-12:	26.21	(10)	0.25		Sp1	95.91	(58)
				Int2:	39.76	(12)	12-13:	23.56	(51)	0.30		Sp2	125.70	(46)
				Int3:	1:03.32	(20)	13-14:	17.31	(39)	1.12				
				Int4:	1:20.63	(21)	14-15:	11.25	(24)	1.64				
				Int5:	1:31.88	(21)	15-Fin:	15.22	(35)	1.84				
				Fin:	1:47.10	(22)				2.43	68.86	Avg:	102.02	
23	35	ZABYSTRAN Jan <small>Kaestle</small>	CZE	Int1:	13.63	(37)	11-12:	26.60	(24)	0.33		Sp1	97.43	(53)
				Int2:	40.23	(26)	12-13:	23.48	(45)	0.77		Sp2	130.90	(4)
				Int3:	1:03.71	(30)	13-14:	17.23	(28)	1.51				
				Int4:	1:20.94	(31)	14-15:	11.23	(18)	1.95				
				Int5:	1:32.17	(28)	15-Fin:	15.01	(19)	2.13				
				Fin:	1:47.18	(23)				2.51	71.08	Avg:	101.94	



Kvitfjell (NOR)

7th Men's Downhill

FRI 7 MAR 2025



PERFORMANCE ANALYSIS BY RANK

Start Time 10:30

Number of Competitors: 59 Number of NSAs: 14

Rank	Bib	Name <small>Ski</small>	NSA Code	Positions			Partials			Difference		Speed		
				Pos.	Time	Rank	Pos.	Time	Rank	Time	Dist.(m)	Pos.	(km/h)	Rank
24	30	MORSE Sam <small>Fischer</small>	USA	Int1:	13.58	(26)	11-12:	26.56	(23)	0.28		Sp1	98.57	(42)
				Int2:	40.14	(24)	12-13:	23.37	(31)	0.68		Sp2	128.10	(22)
				Int3:	1:03.51	(25)	13-14:	17.30	(38)	1.31				
				Int4:	1:20.81	(26)	14-15:	11.18	(10)	1.82				
				Int5:	1:31.99	(24)	15-Fin:	15.21	(34)	1.95				
				Fin:	1:47.20	(24)				2.53	71.63	Avg:	101.92	
25	26	BAUMANN Romed <small>Salomon</small>	GER	Int1:	13.61	(33)	11-12:	26.52	(21)	0.31		Sp1	97.46	(52)
				Int2:	40.13	(22)	12-13:	23.31	(24)	0.67		Sp2	127.80	(25)
				Int3:	1:03.44	(22)	13-14:	17.22	(27)	1.24				
				Int4:	1:20.66	(22)	14-15:	11.26	(28)	1.67				
				Int5:	1:31.92	(22)	15-Fin:	15.30	(42)	1.88				
				Fin:	1:47.22	(25)				2.55	72.18	Avg:	101.90	
26	7	CRAWFORD James <small>Head</small>	CAN	Int1:	13.49	(11)	11-12:	26.17	(8)	0.19		Sp1	98.95	(37)
				Int2:	39.66	(9)	12-13:	23.01	(7)	0.20		Sp2	121.50	(55)
				Int3:	1:02.67	(8)	13-14:	16.66	(3)	0.47				
				Int4:	1:19.33	(4)	14-15:	11.98	(59)	0.34				
				Int5:	1:31.31	(15)	15-Fin:	16.01	(57)	1.27				
				Fin:	1:47.32	(26)				2.65	74.94	Avg:	101.81	
27	38	MOLTENI Nicolo <small>Head</small>	ITA	Int1:	13.63	(37)	11-12:	26.76	(32)	0.33		Sp1	99.80	(25)
				Int2:	40.39	(34)	12-13:	23.25	(18)	0.93		Sp2	125.30	(49)
				Int3:	1:03.64	(28)	13-14:	17.23	(28)	1.44				
				Int4:	1:20.87	(28)	14-15:	11.31	(32)	1.88				
				Int5:	1:32.18	(29)	15-Fin:	15.19	(31)	2.14				
				Fin:	1:47.37	(27)				2.70	76.32	Avg:	101.76	
28	25	SEGER Brodie <small>Atomic</small>	CAN	Int1:	13.60	(31)	11-12:	26.34	(17)	0.30		Sp1	100.77	(16)
				Int2:	39.94	(18)	12-13:	23.34	(28)	0.48		Sp2	126.50	(44)
				Int3:	1:03.28	(18)	13-14:	17.24	(31)	1.08				
				Int4:	1:20.52	(19)	14-15:	11.31	(32)	1.53				
				Int5:	1:31.83	(20)	15-Fin:	15.55	(52)	1.79				
				Fin:	1:47.38	(28)				2.71	76.60	Avg:	101.75	
29	28	KOHLER Marco <small>Stoeckli</small>	SUI	Int1:	13.53	(18)	11-12:	26.77	(33)	0.23		Sp1	99.49	(32)
				Int2:	40.30	(28)	12-13:	23.43	(42)	0.84		Sp2	127.30	(36)
				Int3:	1:03.73	(32)	13-14:	17.09	(18)	1.53				
				Int4:	1:20.82	(27)	14-15:	11.25	(24)	1.83				
				Int5:	1:32.07	(26)	15-Fin:	15.33	(46)	2.03				
				Fin:	1:47.40	(29)				2.73	77.15	Avg:	101.73	
30	44	FRANZONI Giovanni <small>Rossignol</small>	ITA	Int1:	13.70	(49)	11-12:	26.81	(38)	0.40		Sp1	100.35	(22)
				Int2:	40.51	(41)	12-13:	23.38	(32)	1.05		Sp2	127.70	(27)
				Int3:	1:03.89	(36)	13-14:	17.32	(40)	1.69				
				Int4:	1:21.21	(36)	14-15:	11.20	(13)	2.22				
				Int5:	1:32.41	(34)	15-Fin:	15.05	(22)	2.37				
				Fin:	1:47.46	(30)				2.79	78.80	Avg:	101.68	
31	34	MONSEN Felix <small>Atomic</small>	SWE	Int1:	13.55	(21)	11-12:	26.75	(31)	0.25		Sp1	98.48	(44)
				Int2:	40.30	(28)	12-13:	23.47	(44)	0.84		Sp2	125.10	(51)
				Int3:	1:03.77	(33)	13-14:	17.16	(21)	1.57				
				Int4:	1:20.93	(30)	14-15:	11.31	(32)	1.94				
				Int5:	1:32.24	(32)	15-Fin:	15.25	(38)	2.20				
				Fin:	1:47.49	(31)				2.82	79.62	Avg:	101.65	



Kvitfjell (NOR)



7th Men's Downhill

FRI 7 MAR 2025

PERFORMANCE ANALYSIS BY RANK

Start Time 10:30

Number of Competitors: 59 Number of NSAs: 14

Rank	Bib	Name <small>Ski</small>	NSA Code	Positions			Partials			Difference		Speed		
				Pos.	Time	Rank	Pos.	Time	Rank	Time	Dist.(m)	Pos.	(km/h)	Rank
32	32	READ Jeffrey <small>Atomic</small>	CAN	Int1:	13.61	(33)	11-12:	26.81	(38)	0.31		Sp1	98.95	(37)
				Int2:	40.42	(35)	12-13:	23.42	(39)	0.96		Sp2	128.50	(16)
				Int3:	1:03.84	(35)	13-14:	17.23	(28)	1.64				
				Int4:	1:21.07	(33)	14-15:	11.48	(46)	2.08				
				Int5:	1:32.55	(39)	15-Fin:	15.07	(24)	2.51				
				Fin:	1:47.62	(32)				2.95	83.19	Avg:	101.52	
33	27	CATER Martin <small>Salomon</small>	SLO	Int1:	13.77	(57)	11-12:	26.55	(22)	0.47		Sp1	98.80	(41)
				Int2:	40.32	(32)	12-13:	23.40	(34)	0.86		Sp2	127.50	(29)
				Int3:	1:03.72	(31)	13-14:	17.46	(47)	1.52				
				Int4:	1:21.18	(35)	14-15:	11.31	(32)	2.19				
				Int5:	1:32.49	(36)	15-Fin:	15.14	(29)	2.45				
				Fin:	1:47.63	(33)				2.96	83.47	Avg:	101.51	
33	23	STRIEDINGER Otmar <small>Salomon</small>	AUT	Int1:	13.64	(41)	11-12:	26.80	(36)	0.34		Sp1	96.64	(57)
				Int2:	40.44	(37)	12-13:	23.73	(54)	0.98		Sp2	129.60	(11)
				Int3:	1:04.17	(43)	13-14:	17.17	(23)	1.97				
				Int4:	1:21.34	(42)	14-15:	11.24	(21)	2.35				
				Int5:	1:32.58	(40)	15-Fin:	15.05	(22)	2.54				
				Fin:	1:47.63	(33)				2.96	83.47	Avg:	101.51	
35	31	HAASER Raphael <small>Fischer</small>	AUT	Int1:	13.56	(23)	11-12:	26.74	(30)	0.26		Sp1	98.40	(45)
				Int2:	40.30	(28)	12-13:	23.93	(57)	0.84		Sp2	128.10	(22)
				Int3:	1:04.23	(47)	13-14:	16.98	(12)	2.03				
				Int4:	1:21.21	(36)	14-15:	11.29	(30)	2.22				
				Int5:	1:32.50	(37)	15-Fin:	15.20	(32)	2.46				
				Fin:	1:47.70	(35)				3.03	85.39	Avg:	101.45	
36	37	TRANINGER Manuel <small>Atomic</small>	AUT	Int1:	13.66	(43)	11-12:	26.64	(27)	0.36		Sp1	99.60	(29)
				Int2:	40.30	(28)	12-13:	23.36	(29)	0.84		Sp2	127.10	(39)
				Int3:	1:03.66	(29)	13-14:	17.41	(43)	1.46				
				Int4:	1:21.07	(33)	14-15:	11.40	(42)	2.08				
				Int5:	1:32.47	(35)	15-Fin:	15.32	(45)	2.43				
				Fin:	1:47.79	(36)				3.12	87.85	Avg:	101.36	
37	33	HILTBRAND Livio <small>Fischer</small>	SUI	Int1:	13.61	(33)	11-12:	27.32	(52)	0.31		Sp1	98.30	(46)
				Int2:	40.93	(52)	12-13:	23.29	(22)	1.47		Sp2	127.40	(32)
				Int3:	1:04.22	(46)	13-14:	17.14	(20)	2.02				
				Int4:	1:21.36	(44)	14-15:	11.03	(2)	2.37				
				Int5:	1:32.39	(33)	15-Fin:	15.45	(49)	2.35				
				Fin:	1:47.84	(37)				3.17	89.22	Avg:	101.32	
38	41	WIESER Vincent <small>Salomon</small>	AUT	Int1:	13.75	(55)	11-12:	26.88	(43)	0.45		Sp1	97.87	(47)
				Int2:	40.63	(43)	12-13:	23.42	(39)	1.17		Sp2	127.40	(32)
				Int3:	1:04.05	(41)	13-14:	17.28	(34)	1.85				
				Int4:	1:21.33	(41)	14-15:	11.31	(32)	2.34				
				Int5:	1:32.64	(42)	15-Fin:	15.27	(40)	2.60				
				Fin:	1:47.91	(38)				3.24	91.13	Avg:	101.25	
39	50	ZULAUF Gael <small>Fischer</small>	SUI	Int1:	13.58	(26)	11-12:	27.14	(47)	0.28		Sp1	100.39	(20)
				Int2:	40.72	(46)	12-13:	23.17	(14)	1.26		Sp2	127.80	(25)
				Int3:	1:03.89	(36)	13-14:	17.45	(45)	1.69				
				Int4:	1:21.34	(42)	14-15:	11.54	(50)	2.35				
				Int5:	1:32.88	(44)	15-Fin:	15.08	(25)	2.84				
				Fin:	1:47.96	(39)				3.29	92.49	Avg:	101.20	



Kvitfjell (NOR)



7th Men's Downhill

FRI 7 MAR 2025

PERFORMANCE ANALYSIS BY RANK

Start Time 10:30

Number of Competitors: 59 Number of NSAs: 14

Rank	Bib	Name <small>Ski</small>	NSA Code	Positions			Partials		Difference		Speed			
				Pos.	Time	Rank	Pos.	Time	Rank	Time	Dist.(m)	Pos.	(km/h)	Rank
40	36	NEGOMIR Kyle <small>Atomic</small>	USA	Int1:	13.60	(31)	11-12:	27.14	(47)	0.30		Sp1	97.10	(55)
				Int2:	40.74	(47)	12-13:	23.31	(24)	1.28		Sp2	105.90	(59)
				Int3:	1:04.05	(41)	13-14:	17.25	(32)	1.85				
				Int4:	1:21.30	(39)	14-15:	11.32	(38)	2.31				
				Int5:	1:32.62	(41)	15-Fin:	15.36	(48)	2.58				
				Fin:	1:47.98	(40)				3.31	93.03	Avg:	101.19	
41	51	CAILLOT Ken <small>Atomic</small>	FRA	Int1:	13.68	(47)	11-12:	26.80	(36)	0.38		Sp1	97.65	(49)
				Int2:	40.48	(38)	12-13:	23.33	(27)	1.02		Sp2	127.70	(27)
				Int3:	1:03.81	(34)	13-14:	17.46	(47)	1.61				
				Int4:	1:21.27	(38)	14-15:	11.50	(47)	2.28				
				Int5:	1:32.77	(43)	15-Fin:	15.25	(38)	2.73				
				Fin:	1:48.02	(41)				3.35	94.12	Avg:	101.15	
42	45	von APPEN Henrik <small>Head</small>	CHI	Int1:	13.81	(58)	11-12:	26.71	(28)	0.51		Sp1	99.69	(27)
				Int2:	40.52	(42)	12-13:	23.46	(43)	1.06		Sp2	125.60	(48)
				Int3:	1:03.98	(40)	13-14:	17.41	(43)	1.78				
				Int4:	1:21.39	(45)	14-15:	11.50	(47)	2.40				
				Int5:	1:32.89	(45)	15-Fin:	15.15	(30)	2.85				
				Fin:	1:48.04	(42)				3.37	94.67	Avg:	101.13	
43	43	MIGGIANO Alessio <small>Head</small>	SUI	Int1:	13.52	(15)	11-12:	26.61	(25)	0.22		Sp1	98.94	(40)
				Int2:	40.13	(22)	12-13:	23.42	(39)	0.67		Sp2	121.50	(55)
				Int3:	1:03.55	(27)	13-14:	17.20	(25)	1.35				
				Int4:	1:20.75	(24)	14-15:	11.31	(32)	1.76				
				Int5:	1:32.06	(25)	15-Fin:	16.00	(56)	2.02				
				Fin:	1:48.06	(43)				3.39	95.21	Avg:	101.11	
44	52	ALPHAND Sam <small>Rossignol</small>	FRA	Int1:	13.70	(49)	11-12:	26.94	(44)	0.40		Sp1	100.37	(21)
				Int2:	40.64	(44)	12-13:	23.32	(26)	1.18		Sp2	128.50	(16)
				Int3:	1:03.96	(39)	13-14:	17.63	(52)	1.76				
				Int4:	1:21.59	(47)	14-15:	11.32	(38)	2.60				
				Int5:	1:32.91	(46)	15-Fin:	15.23	(36)	2.87				
				Fin:	1:48.14	(44)				3.47	97.39	Avg:	101.04	
45	42	MOELLER Fredrik <small>Atomic</small>	NOR	Int1:	13.63	(37)	11-12:	27.17	(50)	0.33		Sp1	99.45	(33)
				Int2:	40.80	(49)	12-13:	23.40	(34)	1.34		Sp2	125.70	(46)
				Int3:	1:04.20	(44)	13-14:	17.11	(19)	2.00				
				Int4:	1:21.31	(40)	14-15:	11.23	(18)	2.32				
				Int5:	1:32.54	(38)	15-Fin:	15.66	(53)	2.50				
				Fin:	1:48.20	(45)				3.53	99.02	Avg:	100.98	
46	60	LESSARD Raphael <small>Head</small>	CAN	Int1:	13.71	(51)	11-12:	27.08	(46)	0.41		Sp1	100.22	(23)
				Int2:	40.79	(48)	12-13:	23.51	(47)	1.33		Sp2	127.40	(32)
				Int3:	1:04.30	(49)	13-14:	17.29	(35)	2.10				
				Int4:	1:21.59	(47)	14-15:	11.60	(54)	2.60				
				Int5:	1:33.19	(47)	15-Fin:	15.23	(36)	3.15				
				Fin:	1:48.42	(46)				3.75	104.97	Avg:	100.77	
47	48	ALLIOD Benjamin Jacques <small>Rossignol</small>	ITA	Int1:	13.66	(43)	11-12:	27.44	(57)	0.36		Sp1	97.43	(53)
				Int2:	41.10	(56)	12-13:	23.23	(17)	1.64		Sp2	127.30	(36)
				Int3:	1:04.33	(52)	13-14:	17.17	(23)	2.13				
				Int4:	1:21.50	(46)	14-15:	11.76	(57)	2.51				
				Int5:	1:33.26	(48)	15-Fin:	15.31	(43)	3.22				
				Fin:	1:48.57	(47)				3.90	109.02	Avg:	100.64	



Kvitfjell (NOR)



7th Men's Downhill

FRI 7 MAR 2025

PERFORMANCE ANALYSIS BY RANK

Start Time 10:30

Number of Competitors: 59 Number of NSAs: 14

Rank	Bib	Name <small>Ski</small>	NSA Code	Positions		Partials		Difference		Speed	
				Pos.	Time Rank	Pos.	Time Rank	Time	Dist.(m)	Pos.	(km/h) Rank
48	46	VOGT Luis <small>Rossignol</small>	GER	Int1:	13.72 (52)	11-12:	26.34 (17)	0.42		Sp1	101.48 (10)
				Int2:	40.06 (21)	12-13:	24.24 (58)	0.60		Sp2	126.90 (40)
				Int3:	1:04.30 (49)	13-14:	17.58 (50)	2.10			
				Int4:	1:21.88 (50)	14-15:	11.44 (45)	2.89			
				Int5:	1:33.32 (49)	15-Fin:	15.27 (40)	3.28			
				Fin:	1:48.59 (48)			3.92	109.56	Avg:	100.62
49	22	GOLDBERG Jared <small>Rossignol</small>	USA	Int1:	13.66 (43)	11-12:	26.38 (19)	0.36		Sp1	99.25 (34)
				Int2:	40.04 (20)	12-13:	23.41 (37)	0.58		Sp2	115.00 (58)
				Int3:	1:03.45 (24)	13-14:	17.45 (45)	1.25			
				Int4:	1:20.90 (29)	14-15:	11.25 (24)	1.91			
				Int5:	1:32.15 (27)	15-Fin:	16.48 (59)	2.11			
				Fin:	1:48.63 (49)			3.96	110.64	Avg:	100.58
50	47	RIESER Stefan <small>Atomic</small>	AUT	Int1:	13.74 (54)	11-12:	27.50 (58)	0.44		Sp1	100.13 (24)
				Int2:	41.24 (59)	12-13:	23.26 (20)	1.78		Sp2	127.30 (36)
				Int3:	1:04.50 (55)	13-14:	17.62 (51)	2.30			
				Int4:	1:22.12 (54)	14-15:	11.42 (44)	3.13			
				Int5:	1:33.54 (52)	15-Fin:	15.11 (27)	3.50			
				Fin:	1:48.65 (50)			3.98	111.18	Avg:	100.56
51	53	FEURSTEIN Lukas <small>Head</small>	AUT	Int1:	13.52 (15)	11-12:	27.17 (50)	0.22		Sp1	100.86 (15)
				Int2:	40.69 (45)	12-13:	23.63 (53)	1.23		Sp2	123.20 (54)
				Int3:	1:04.32 (51)	13-14:	17.71 (56)	2.12			
				Int4:	1:22.03 (53)	14-15:	11.53 (49)	3.04			
				Int5:	1:33.56 (53)	15-Fin:	15.10 (26)	3.52			
				Fin:	1:48.66 (51)			3.99	111.45	Avg:	100.55
52	55	AZNOH Rok <small>Atomic</small>	SLO	Int1:	13.69 (48)	11-12:	27.15 (49)	0.39		Sp1	99.51 (31)
				Int2:	40.84 (50)	12-13:	23.36 (29)	1.38		Sp2	126.80 (42)
				Int3:	1:04.20 (44)	13-14:	17.64 (53)	2.00			
				Int4:	1:21.84 (49)	14-15:	11.56 (51)	2.85			
				Int5:	1:33.40 (50)	15-Fin:	15.31 (43)	3.36			
				Fin:	1:48.71 (52)			4.04	112.79	Avg:	100.51
53	58	DUCROS Leo <small>Atomic</small>	FRA	Int1:	13.67 (46)	11-12:	27.39 (56)	0.37		Sp1	95.85 (59)
				Int2:	41.06 (55)	12-13:	23.73 (54)	1.60		Sp2	128.20 (20)
				Int3:	1:04.79 (57)	13-14:	17.39 (42)	2.59			
				Int4:	1:22.18 (55)	14-15:	11.23 (18)	3.19			
				Int5:	1:33.41 (51)	15-Fin:	15.48 (50)	3.37			
				Fin:	1:48.89 (53)			4.22	117.62	Avg:	100.34
54	49	PIFFNER Marco <small>Salomon</small>	LIE	Int1:	13.59 (29)	11-12:	27.38 (55)	0.29		Sp1	100.62 (18)
				Int2:	40.97 (53)	12-13:	23.29 (22)	1.51		Sp2	125.30 (49)
				Int3:	1:04.26 (48)	13-14:	17.66 (54)	2.06			
				Int4:	1:21.92 (51)	14-15:	11.70 (56)	2.93			
				Int5:	1:33.62 (55)	15-Fin:	15.34 (47)	3.58			
				Fin:	1:48.96 (54)			4.29	119.49	Avg:	100.28
55	56	SMITH Jack <small>Rossignol</small>	USA	Int1:	13.65 (42)	11-12:	27.32 (52)	0.35		Sp1	102.40 (4)
				Int2:	40.97 (53)	12-13:	23.52 (48)	1.51		Sp2	127.40 (32)
				Int3:	1:04.49 (54)	13-14:	17.73 (57)	2.29			
				Int4:	1:22.22 (56)	14-15:	11.56 (51)	3.23			
				Int5:	1:33.78 (57)	15-Fin:	15.20 (32)	3.74			
				Fin:	1:48.98 (55)			4.31	120.03	Avg:	100.26





AUDI FIS SKI WORLD CUP 2024/25



7th Men's Downhill

FRI 7 MAR 2025

Start Time 10:30

PERFORMANCE ANALYSIS BY BIB

Number of Competitors: 63 Number of NSAs: 14

Bib	Name Ski	NSA Code	Positions		Partials		Difference		Speed		
			Pos.	Time Rank	Pos.	Time Rank	Time Dist.(m)	Pos.	(km/h) Rank		
1	HEMETSBERGER Daniel Fischer	AUT	Int1: Int2: Int3: Int4: Int5: Fin:		11-12: 12-13: 13-14: 14-15: 15-Fin:					Avg:	
				DNS							
2	BABINSKY Stefan Head	AUT	Int1: Int2: Int3: Int4: Int5: Fin:	13.46 (7) 39.60 (7) 1:02.78 (9) 1:19.82 (10) 1:30.99 (10) 1:45.78 (9)	11-12: 12-13: 13-14: 14-15: 15-Fin:	26.14 (7) 23.18 (15) 17.04 (16) 11.17 (9) 14.79 (5)	0.16 0.14 0.58 0.83 0.95 1.11		31.85	Sp1 Sp2 Avg:	102.18 (6) 129.90 (10) 103.29
3	LEHTO Elian Fischer	FIN	Int1: Int2: Int3: Int4: Int5: Fin:	13.42 (6) 40.19 (25) 1:03.44 (22) 1:20.73 (23) 1:31.92 (22) 1:47.05 (19)	11-12: 12-13: 13-14: 14-15: 15-Fin:	26.77 (33) 23.25 (18) 17.29 (35) 11.19 (11) 15.13 (28)	0.12 0.73 1.24 1.74 1.88 2.38	67.48		Sp1 Sp2 Avg:	102.26 (5) 126.90 (40) 102.06
4	ROGENTIN Stefan Fischer	SUI	Int1: Int2: Int3: Int4: Int5: Fin:	13.32 (2) 39.50 (2) 1:02.49 (2) 1:19.27 (3) 1:30.46 (3) 1:45.30 (3)	11-12: 12-13: 13-14: 14-15: 15-Fin:	26.18 (9) 22.99 (6) 16.78 (4) 11.19 (11) 14.84 (7)	0.02 0.04 0.29 0.28 0.42 0.63	18.16		Sp1 Sp2 Avg:	103.38 (1) 128.90 (13) 103.76
5	COCHRAN-SIEGLE Ryan Head	USA	Int1: Int2: Int3: Int4: Int5: Fin:	13.48 (9) 39.93 (17) 1:03.08 (15) 1:19.92 (12) 1:31.14 (12) 1:45.89 (10)	11-12: 12-13: 13-14: 14-15: 15-Fin:	26.45 (20) 23.15 (12) 16.84 (6) 11.22 (16) 14.75 (4)	0.18 0.47 0.88 0.93 1.10 1.22	34.97		Sp1 Sp2 Avg:	101.41 (11) 128.20 (20) 103.18
6	HROBAT Miha Atomic	SLO	Int1: Int2: Int3: Int4: Int5: Fin:	13.56 (25) 40.43 (36) 1:03.30 (19) 1:19.95 (13) 1:30.98 (9) 1:45.94 (11)	11-12: 12-13: 13-14: 14-15: 15-Fin:	26.87 (42) 22.87 (4) 16.65 (2) 11.03 (2) 14.96 (15)	0.26 0.97 1.10 0.96 0.94 1.27	36.38		Sp1 Sp2 Avg:	102.15 (8) 129.50 (12) 103.13
7	CRAWFORD James Head	CAN	Int1: Int2: Int3: Int4: Int5: Fin:	13.49 (12) 39.66 (9) 1:02.67 (8) 1:19.33 (4) 1:31.31 (15) 1:47.32 (26)	11-12: 12-13: 13-14: 14-15: 15-Fin:	26.17 (8) 23.01 (7) 16.66 (3) 11.98 (59) 16.01 (57)	0.19 0.20 0.47 0.34 1.27 2.65	74.94		Sp1 Sp2 Avg:	98.95 (38) 121.50 (55) 101.81



Kvitfjell (NOR)



7th Men's Downhill

FRI 7 MAR 2025

PERFORMANCE ANALYSIS BY BIB

Start Time 10:30

Number of Competitors: 63 Number of NSAs: 14

Bib	Name Ski	NSA Code	Positions			Partials		Difference		Speed			
			Pos.	Time	Rank	Pos.	Time	Rank	Time	Dist.(m)	Pos.	(km/h) Rank	
8	von ALLMEN Franjo Head	SUI	Int1:	13.40	(4)	11-12:	26.62	(26)	0.10		Sp1	101.28	(13)
			Int2:	40.02	(19)	12-13:	22.84	(3)	0.56		Sp2	130.40	(8)
			Int3:	1:02.86	(10)	13-14:	16.87	(8)	0.66				
			Int4:	1:19.73	(9)	14-15:	11.08	(5)	0.74				
			Int5:	1:30.81	(8)	15-Fin:	14.69	(2)	0.77				
			Fin:	1:45.50	(4)				0.83	23.88	Avg:	103.56	
9	ODERMATT Marco Stoeckli	SUI	Int1:	13.32	(2)	11-12:	26.21	(10)	0.02		Sp1	99.56	(31)
			Int2:	39.53	(4)	12-13:	23.08	(9)	0.07		Sp2	131.60	(3)
			Int3:	1:02.61	(5)	13-14:	16.63	(1)	0.41				
			Int4:	1:19.24	(2)	14-15:	11.01	(1)	0.25				
			Int5:	1:30.25	(2)	15-Fin:	14.74	(3)	0.21				
			Fin:	1:44.99	(2)				0.32	9.25	Avg:	104.07	
10	PARIS Dominik Nordica	ITA	Int1:	13.30	(1)	11-12:	26.26	(13)	0.00		Sp1	103.00	(2)
			Int2:	39.56	(5)	12-13:	22.64	(1)	0.10		Sp2	134.10	(1)
			Int3:	1:02.20	(1)	13-14:	16.79	(5)	0.00				
			Int4:	1:18.99	(1)	14-15:	11.05	(4)	0.00				
			Int5:	1:30.04	(1)	15-Fin:	14.63	(1)	0.00				
			Fin:	1:44.67	(1)				0.00	0.00	Avg:	104.39	
11	MONNEY Alexis Stoeckli	SUI	Int1:	13.58	(28)	11-12:	26.12	(6)	0.28		Sp1	100.70	(18)
			Int2:	39.70	(11)	12-13:	22.88	(5)	0.24		Sp2	127.50	(29)
			Int3:	1:02.58	(3)	13-14:	16.84	(6)	0.38				
			Int4:	1:19.42	(5)	14-15:	11.22	(16)	0.43				
			Int5:	1:30.64	(4)	15-Fin:	14.92	(12)	0.60				
			Fin:	1:45.56	(5)				0.89	25.59	Avg:	103.51	
12	ALLEGRE Nils Salomon	FRA	Int1:	13.49	(12)	11-12:	26.07	(2)	0.19		Sp1	102.65	(3)
			Int2:	39.56	(5)	12-13:	23.02	(8)	0.10		Sp2	128.30	(19)
			Int3:	1:02.58	(3)	13-14:	16.96	(11)	0.38				
			Int4:	1:19.54	(6)	14-15:	11.21	(14)	0.55				
			Int5:	1:30.75	(5)	15-Fin:	14.99	(17)	0.71				
			Fin:	1:45.74	(8)				1.07	30.71	Avg:	103.33	
13	BENNETT Bryce Fischer	USA	Int1:	13.48	(9)	11-12:	26.30	(16)	0.18		Sp1	101.78	(9)
			Int2:	39.78	(15)	12-13:	22.83	(2)	0.32		Sp2	130.70	(6)
			Int3:	1:02.61	(5)	13-14:	16.98	(12)	0.41				
			Int4:	1:19.59	(7)	14-15:	11.21	(14)	0.60				
			Int5:	1:30.80	(7)	15-Fin:	14.93	(13)	0.76				
			Fin:	1:45.73	(7)				1.06	30.43	Avg:	103.34	
14	MURISIER Justin Head	SUI	Int1:	13.61	(35)	11-12:	26.29	(15)	0.31		Sp1	100.43	(20)
			Int2:	39.90	(16)	12-13:	23.12	(11)	0.44		Sp2	130.90	(4)
			Int3:	1:03.02	(13)	13-14:	16.98	(12)	0.82				
			Int4:	1:20.00	(14)	14-15:	11.25	(24)	1.01				
			Int5:	1:31.25	(14)	15-Fin:	14.96	(15)	1.21				
			Fin:	1:46.21	(15)				1.54	44.01	Avg:	102.87	
15	KRIECHMAYR Vincent Head	AUT	Int1:	13.41	(5)	11-12:	26.11	(5)	0.11		Sp1	97.08	(57)
			Int2:	39.52	(3)	12-13:	23.48	(46)	0.06		Sp2	130.50	(7)
			Int3:	1:03.00	(12)	13-14:	16.89	(9)	0.80				
			Int4:	1:19.89	(11)	14-15:	11.29	(30)	0.90				
			Int5:	1:31.18	(13)	15-Fin:	14.90	(11)	1.14				
			Fin:	1:46.08	(12)				1.41	40.34	Avg:	103.00	



Number of Competitors: 63 Number of NSAs: 14

Bib	Name Ski	NSA Code	Positions			Partials		Difference		Speed			
			Pos.	Time	Rank	Pos.	Time	Rank	Time	Dist.(m)	Pos.	(km/h)	Rank
16	EICHBERGER Stefan Head	AUT	Int1:	13.54	(21)	11-12:	26.22	(12)	0.24		Sp1	98.95	(38)
			Int2:	39.76	(12)	12-13:	23.41	(38)	0.30		Sp2	131.70	(2)
			Int3:	1:03.17	(16)	13-14:	16.94	(10)	0.97				
			Int4:	1:20.11	(16)	14-15:	11.28	(29)	1.12				
			Int5:	1:31.39	(16)	15-Fin:	14.80	(6)	1.35				
			Fin:	1:46.19	(14)				1.52	43.44	Avg:	102.89	
17	MUZATON Maxence Rossignol	FRA	Int1:	13.50	(14)	11-12:	26.10	(4)	0.20		Sp1	99.18	(36)
			Int2:	39.60	(7)	12-13:	23.39	(33)	0.14		Sp2	127.50	(29)
			Int3:	1:02.99	(11)	13-14:	17.02	(15)	0.79				
			Int4:	1:20.01	(15)	14-15:	11.10	(6)	1.02				
			Int5:	1:31.11	(11)	15-Fin:	15.02	(20)	1.07				
			Fin:	1:46.13	(13)				1.46	41.75	Avg:	102.95	
18	SCHIEDER Florian Atomic	ITA	Int1:	13.54	(21)	11-12:	26.71	(28)	0.24		Sp1	99.65	(29)
			Int2:	40.25	(27)	12-13:	23.10	(10)	0.79		Sp2	128.80	(14)
			Int3:	1:03.35	(21)	13-14:	17.20	(25)	1.15				
			Int4:	1:20.55	(20)	14-15:	11.24	(21)	1.56				
			Int5:	1:31.79	(19)	15-Fin:	15.04	(21)	1.75				
			Fin:	1:46.83	(18)				2.16	61.36	Avg:	102.27	
19	ROESTI Lars Stoeckli	SUI	Int1:	13.59	(31)	11-12:	26.08	(3)	0.29		Sp1	97.48	(52)
			Int2:	39.67	(10)	12-13:	23.52	(49)	0.21		Sp2	128.80	(14)
			Int3:	1:03.19	(17)	13-14:	17.29	(35)	0.99				
			Int4:	1:20.48	(18)	14-15:	11.24	(21)	1.49				
			Int5:	1:31.72	(17)	15-Fin:	14.88	(10)	1.68				
			Fin:	1:46.60	(16)				1.93	54.95	Avg:	102.50	
20	SEJERSTED Adrian Smiseth Atomic	NOR	Int1:	13.51	(15)	11-12:	25.95	(1)	0.21		Sp1	100.94	(14)
			Int2:	39.46	(1)	12-13:	23.18	(15)	0.00		Sp2	130.00	(9)
			Int3:	1:02.64	(7)	13-14:	17.05	(17)	0.44				
			Int4:	1:19.69	(8)	14-15:	11.10	(6)	0.70				
			Int5:	1:30.79	(6)	15-Fin:	14.93	(13)	0.75				
			Fin:	1:45.72	(6)				1.05	30.14	Avg:	103.35	
21	THEAUX Adrien Salomon	FRA	Int1:	13.48	(9)	11-12:	26.28	(14)	0.18		Sp1	102.16	(7)
			Int2:	39.76	(12)	12-13:	23.28	(21)	0.30		Sp2	126.60	(43)
			Int3:	1:03.04	(14)	13-14:	17.34	(41)	0.84				
			Int4:	1:20.38	(17)	14-15:	11.38	(41)	1.39				
			Int5:	1:31.76	(18)	15-Fin:	15.00	(18)	1.72				
			Fin:	1:46.76	(17)				2.09	59.42	Avg:	102.34	
22	GOLDBERG Jared Rossignol	USA	Int1:	13.66	(45)	11-12:	26.38	(19)	0.36		Sp1	99.25	(35)
			Int2:	40.04	(20)	12-13:	23.41	(38)	0.58		Sp2	115.00	(58)
			Int3:	1:03.45	(24)	13-14:	17.45	(45)	1.25				
			Int4:	1:20.90	(29)	14-15:	11.25	(24)	1.91				
			Int5:	1:32.15	(27)	15-Fin:	16.48	(59)	2.11				
			Fin:	1:48.63	(49)				3.96	110.64	Avg:	100.58	
23	STRIEDINGER Otmar Salomon	AUT	Int1:	13.64	(43)	11-12:	26.80	(36)	0.34		Sp1	96.64	(58)
			Int2:	40.44	(37)	12-13:	23.73	(55)	0.98		Sp2	129.60	(11)
			Int3:	1:04.17	(43)	13-14:	17.17	(23)	1.97				
			Int4:	1:21.34	(42)	14-15:	11.24	(21)	2.35				
			Int5:	1:32.58	(40)	15-Fin:	15.05	(22)	2.54				
			Fin:	1:47.63	(33)				2.96	83.47	Avg:	101.51	



Number of Competitors: 63 Number of NSAs: 14

Bib	Name Ski	NSA Code	Positions			Partials		Difference		Speed			
			Pos.	Time	Rank	Pos.	Time	Rank	Time	Dist.(m)	Pos.	(km/h)	Rank
24	INNERHOFER Christof Rossignol	ITA	Int1:	13.55	(23)	11-12:	26.21	(10)	0.25		Sp1	95.91	(59)
			Int2:	39.76	(12)	12-13:	23.56	(52)	0.30		Sp2	125.70	(46)
			Int3:	1:03.32	(20)	13-14:	17.31	(39)	1.12				
			Int4:	1:20.63	(21)	14-15:	11.25	(24)	1.64				
			Int5:	1:31.88	(21)	15-Fin:	15.22	(35)	1.84				
			Fin:	1:47.10	(22)				2.43	68.86	Avg:	102.02	
25	SEGER Brodie Atomic	CAN	Int1:	13.60	(33)	11-12:	26.34	(17)	0.30		Sp1	100.77	(16)
			Int2:	39.94	(18)	12-13:	23.34	(28)	0.48		Sp2	126.50	(44)
			Int3:	1:03.28	(18)	13-14:	17.24	(31)	1.08				
			Int4:	1:20.52	(19)	14-15:	11.31	(32)	1.53				
			Int5:	1:31.83	(20)	15-Fin:	15.55	(52)	1.79				
			Fin:	1:47.38	(28)				2.71	76.60	Avg:	101.75	
26	BAUMANN Romed Salomon	GER	Int1:	13.61	(35)	11-12:	26.52	(21)	0.31		Sp1	97.46	(53)
			Int2:	40.13	(22)	12-13:	23.31	(24)	0.67		Sp2	127.80	(25)
			Int3:	1:03.44	(22)	13-14:	17.22	(27)	1.24				
			Int4:	1:20.66	(22)	14-15:	11.26	(28)	1.67				
			Int5:	1:31.92	(22)	15-Fin:	15.30	(42)	1.88				
			Fin:	1:47.22	(25)				2.55	72.18	Avg:	101.90	
27	CATER Martin Salomon	SLO	Int1:	13.77	(59)	11-12:	26.55	(22)	0.47		Sp1	98.80	(42)
			Int2:	40.32	(32)	12-13:	23.40	(35)	0.86		Sp2	127.50	(29)
			Int3:	1:03.72	(31)	13-14:	17.46	(47)	1.52				
			Int4:	1:21.18	(35)	14-15:	11.31	(32)	2.19				
			Int5:	1:32.49	(36)	15-Fin:	15.14	(29)	2.45				
			Fin:	1:47.63	(33)				2.96	83.47	Avg:	101.51	
28	KOHLER Marco Stoeckli	SUI	Int1:	13.53	(19)	11-12:	26.77	(33)	0.23		Sp1	99.49	(33)
			Int2:	40.30	(28)	12-13:	23.43	(43)	0.84		Sp2	127.30	(36)
			Int3:	1:03.73	(32)	13-14:	17.09	(18)	1.53				
			Int4:	1:20.82	(27)	14-15:	11.25	(24)	1.83				
			Int5:	1:32.07	(26)	15-Fin:	15.33	(46)	2.03				
			Fin:	1:47.40	(29)				2.73	77.15	Avg:	101.73	
29	BAILET Matthieu Head	FRA	Int1:	13.56	(25)	11-12:	27.61	(60)	0.26		Sp1	99.70	(27)
			Int2:	41.17	(59)	12-13:	23.62	(53)	1.71		Sp2	124.70	(52)
			Int3:	1:04.79	(58)	13-14:	17.52	(49)	2.59				
			Int4:	1:22.31	(58)	14-15:	11.35	(40)	3.32				
			Int5:	1:33.66	(56)	15-Fin:	15.93	(55)	3.62				
			Fin:	1:49.59	(57)				4.92	136.26	Avg:	99.70	
30	MORSE Sam Fischer	USA	Int1:	13.58	(28)	11-12:	26.56	(23)	0.28		Sp1	98.57	(43)
			Int2:	40.14	(24)	12-13:	23.37	(31)	0.68		Sp2	128.10	(22)
			Int3:	1:03.51	(25)	13-14:	17.30	(38)	1.31				
			Int4:	1:20.81	(26)	14-15:	11.18	(10)	1.82				
			Int5:	1:31.99	(24)	15-Fin:	15.21	(34)	1.95				
			Fin:	1:47.20	(24)				2.53	71.63	Avg:	101.92	
31	HAASER Raphael Fischer	AUT	Int1:	13.56	(25)	11-12:	26.74	(30)	0.26		Sp1	98.40	(46)
			Int2:	40.30	(28)	12-13:	23.93	(58)	0.84		Sp2	128.10	(22)
			Int3:	1:04.23	(47)	13-14:	16.98	(12)	2.03				
			Int4:	1:21.21	(36)	14-15:	11.29	(30)	2.22				
			Int5:	1:32.50	(37)	15-Fin:	15.20	(32)	2.46				
			Fin:	1:47.70	(35)				3.03	85.39	Avg:	101.45	



Kvitfjell (NOR)



7th Men's Downhill

FRI 7 MAR 2025

PERFORMANCE ANALYSIS BY BIB

Start Time 10:30

Number of Competitors: 63 Number of NSAs: 14

Bib	Name Ski	NSA Code	Positions			Partials		Difference		Speed			
			Pos.	Time	Rank	Pos.	Time	Rank	Time	Dist.(m)	Pos.	(km/h)	Rank
32	READ Jeffrey Atomic	CAN	Int1:	13.61	(35)	11-12:	26.81	(38)	0.31		Sp1	98.95	(38)
			Int2:	40.42	(35)	12-13:	23.42	(40)	0.96		Sp2	128.50	(16)
			Int3:	1:03.84	(35)	13-14:	17.23	(28)	1.64				
			Int4:	1:21.07	(33)	14-15:	11.48	(46)	2.08				
			Int5:	1:32.55	(39)	15-Fin:	15.07	(24)	2.51				
			Fin:	1:47.62	(32)				2.95	83.19	Avg:	101.52	
33	HILTBRAND Livio Fischer	SUI	Int1:	13.61	(35)	11-12:	27.32	(52)	0.31		Sp1	98.30	(47)
			Int2:	40.93	(52)	12-13:	23.29	(22)	1.47		Sp2	127.40	(32)
			Int3:	1:04.22	(46)	13-14:	17.14	(20)	2.02				
			Int4:	1:21.36	(44)	14-15:	11.03	(2)	2.37				
			Int5:	1:32.39	(33)	15-Fin:	15.45	(49)	2.35				
			Fin:	1:47.84	(37)				3.17	89.22	Avg:	101.32	
34	MONSEN Felix Atomic	SWE	Int1:	13.55	(23)	11-12:	26.75	(31)	0.25		Sp1	98.48	(45)
			Int2:	40.30	(28)	12-13:	23.47	(45)	0.84		Sp2	125.10	(51)
			Int3:	1:03.77	(33)	13-14:	17.16	(21)	1.57				
			Int4:	1:20.93	(30)	14-15:	11.31	(32)	1.94				
			Int5:	1:32.24	(32)	15-Fin:	15.25	(38)	2.20				
			Fin:	1:47.49	(31)				2.82	79.62	Avg:	101.65	
35	ZABYSTRAN Jan Kaestle	CZE	Int1:	13.63	(39)	11-12:	26.60	(24)	0.33		Sp1	97.43	(54)
			Int2:	40.23	(26)	12-13:	23.48	(46)	0.77		Sp2	130.90	(4)
			Int3:	1:03.71	(30)	13-14:	17.23	(28)	1.51				
			Int4:	1:20.94	(31)	14-15:	11.23	(18)	1.95				
			Int5:	1:32.17	(28)	15-Fin:	15.01	(19)	2.13				
			Fin:	1:47.18	(23)				2.51	71.08	Avg:	101.94	
36	NEGOMIR Kyle Atomic	USA	Int1:	13.60	(33)	11-12:	27.14	(47)	0.30		Sp1	97.10	(56)
			Int2:	40.74	(47)	12-13:	23.31	(24)	1.28		Sp2	105.90	(59)
			Int3:	1:04.05	(41)	13-14:	17.25	(32)	1.85				
			Int4:	1:21.30	(39)	14-15:	11.32	(38)	2.31				
			Int5:	1:32.62	(41)	15-Fin:	15.36	(48)	2.58				
			Fin:	1:47.98	(40)				3.31	93.03	Avg:	101.19	
37	TRANINGER Manuel Atomic	AUT	Int1:	13.66	(45)	11-12:	26.64	(27)	0.36		Sp1	99.60	(30)
			Int2:	40.30	(28)	12-13:	23.36	(29)	0.84		Sp2	127.10	(39)
			Int3:	1:03.66	(29)	13-14:	17.41	(43)	1.46				
			Int4:	1:21.07	(33)	14-15:	11.40	(42)	2.08				
			Int5:	1:32.47	(35)	15-Fin:	15.32	(45)	2.43				
			Fin:	1:47.79	(36)				3.12	87.85	Avg:	101.36	
38	MOLTENI Nicolo Head	ITA	Int1:	13.63	(39)	11-12:	26.76	(32)	0.33		Sp1	99.80	(26)
			Int2:	40.39	(34)	12-13:	23.25	(18)	0.93		Sp2	125.30	(49)
			Int3:	1:03.64	(28)	13-14:	17.23	(28)	1.44				
			Int4:	1:20.87	(28)	14-15:	11.31	(32)	1.88				
			Int5:	1:32.18	(29)	15-Fin:	15.19	(31)	2.14				
			Fin:	1:47.37	(27)				2.70	76.32	Avg:	101.76	
39	MAPLE Wiley Atomic	USA	Int1:	13.73	(55)	11-12:	26.77	(33)	0.43		Sp1	98.50	(44)
			Int2:	40.50	(40)	12-13:	23.40	(35)	1.04		Sp2	127.90	(24)
			Int3:	1:03.90	(38)	13-14:	17.16	(21)	1.70				
			Int4:	1:21.06	(32)	14-15:	11.15	(8)	2.07				
			Int5:	1:32.21	(31)	15-Fin:	14.85	(8)	2.17				
			Fin:	1:47.06	(21)				2.39	67.75	Avg:	102.05	



Kvitfjell (NOR)



7th Men's Downhill

FRI 7 MAR 2025

PERFORMANCE ANALYSIS BY BIB

Start Time 10:30

Number of Competitors: 63 Number of NSAs: 14

Bib	Name Ski	NSA Code	Positions			Partials		Difference		Speed			
			Pos.	Time	Rank	Pos.	Time	Rank	Time	Dist.(m)	Pos.	(km/h)	Rank
40	NARALOCNIK Nejc Atomic	SLO	Int1:	13.52	(16)	11-12:	26.83	(40)	0.22		Sp1	97.52	(51)
			Int2:	40.35	(33)	12-13:	23.16	(13)	0.89		Sp2	128.50	(16)
			Int3:	1:03.51	(25)	13-14:	17.27	(33)	1.31				
			Int4:	1:20.78	(25)	14-15:	11.40	(42)	1.79				
			Int5:	1:32.18	(29)	15-Fin:	14.87	(9)	2.14				
			Fin:	1:47.05	(19)				2.38	67.48	Avg:	102.06	
41	WIESER Vincent Salomon	AUT	Int1:	13.75	(57)	11-12:	26.88	(43)	0.45		Sp1	97.87	(48)
			Int2:	40.63	(43)	12-13:	23.42	(40)	1.17		Sp2	127.40	(32)
			Int3:	1:04.05	(41)	13-14:	17.28	(34)	1.85				
			Int4:	1:21.33	(41)	14-15:	11.31	(32)	2.34				
			Int5:	1:32.64	(42)	15-Fin:	15.27	(40)	2.60				
			Fin:	1:47.91	(38)				3.24	91.13	Avg:	101.25	
42	MOELLER Fredrik Atomic	NOR	Int1:	13.63	(39)	11-12:	27.17	(50)	0.33		Sp1	99.45	(34)
			Int2:	40.80	(49)	12-13:	23.40	(35)	1.34		Sp2	125.70	(46)
			Int3:	1:04.20	(44)	13-14:	17.11	(19)	2.00				
			Int4:	1:21.31	(40)	14-15:	11.23	(18)	2.32				
			Int5:	1:32.54	(38)	15-Fin:	15.66	(53)	2.50				
			Fin:	1:48.20	(45)				3.53	99.02	Avg:	100.98	
43	MIGGIANO Alessio Head	SUI	Int1:	13.52	(16)	11-12:	26.61	(25)	0.22		Sp1	98.94	(41)
			Int2:	40.13	(22)	12-13:	23.42	(40)	0.67		Sp2	121.50	(55)
			Int3:	1:03.55	(27)	13-14:	17.20	(25)	1.35				
			Int4:	1:20.75	(24)	14-15:	11.31	(32)	1.76				
			Int5:	1:32.06	(25)	15-Fin:	16.00	(56)	2.02				
			Fin:	1:48.06	(43)				3.39	95.21	Avg:	101.11	
44	FRANZONI Giovanni Rossignol	ITA	Int1:	13.70	(51)	11-12:	26.81	(38)	0.40		Sp1	100.35	(23)
			Int2:	40.51	(41)	12-13:	23.38	(32)	1.05		Sp2	127.70	(27)
			Int3:	1:03.89	(36)	13-14:	17.32	(40)	1.69				
			Int4:	1:21.21	(36)	14-15:	11.20	(13)	2.22				
			Int5:	1:32.41	(34)	15-Fin:	15.05	(22)	2.37				
			Fin:	1:47.46	(30)				2.79	78.80	Avg:	101.68	
45	von APPEN Henrik Head	CHI	Int1:	13.81	(60)	11-12:	26.71	(28)	0.51		Sp1	99.69	(28)
			Int2:	40.52	(42)	12-13:	23.46	(44)	1.06		Sp2	125.60	(48)
			Int3:	1:03.98	(40)	13-14:	17.41	(43)	1.78				
			Int4:	1:21.39	(45)	14-15:	11.50	(47)	2.40				
			Int5:	1:32.89	(45)	15-Fin:	15.15	(30)	2.85				
			Fin:	1:48.04	(42)				3.37	94.67	Avg:	101.13	
46	VOGT Luis Rossignol	GER	Int1:	13.72	(54)	11-12:	26.34	(17)	0.42		Sp1	101.48	(10)
			Int2:	40.06	(21)	12-13:	24.24	(59)	0.60		Sp2	126.90	(40)
			Int3:	1:04.30	(49)	13-14:	17.58	(50)	2.10				
			Int4:	1:21.88	(50)	14-15:	11.44	(45)	2.89				
			Int5:	1:33.32	(49)	15-Fin:	15.27	(40)	3.28				
			Fin:	1:48.59	(48)				3.92	109.56	Avg:	100.62	
47	RIESER Stefan Atomic	AUT	Int1:	13.74	(56)	11-12:	27.50	(59)	0.44		Sp1	100.13	(25)
			Int2:	41.24	(60)	12-13:	23.26	(20)	1.78		Sp2	127.30	(36)
			Int3:	1:04.50	(56)	13-14:	17.62	(52)	2.30				
			Int4:	1:22.12	(55)	14-15:	11.42	(44)	3.13				
			Int5:	1:33.54	(52)	15-Fin:	15.11	(27)	3.50				
			Fin:	1:48.65	(50)				3.98	111.18	Avg:	100.56	



PERFORMANCE ANALYSIS BY BIB

Number of Competitors: 63 Number of NSAs: 14

Bib	Name Ski	NSA Code	Positions			Partials		Difference		Speed			
			Pos.	Time	Rank	Pos.	Time	Rank	Time	Dist.(m)	Pos.	(km/h) Rank	
48	ALLIOD Benjamin Jacques Rossignol	ITA	Int1:	13.66	(45)	11-12:	27.44	(57)	0.36		Sp1	97.43	(54)
			Int2:	41.10	(57)	12-13:	23.23	(17)	1.64		Sp2	127.30	(36)
			Int3:	1:04.33	(52)	13-14:	17.17	(23)	2.13				
			Int4:	1:21.50	(46)	14-15:	11.76	(57)	2.51				
			Int5:	1:33.26	(48)	15-Fin:	15.31	(43)	3.22				
			Fin:	1:48.57	(47)				3.90	109.02	Avg:	100.64	
49	PIFFNER Marco Salomon	LIE	Int1:	13.59	(31)	11-12:	27.38	(55)	0.29		Sp1	100.62	(19)
			Int2:	40.97	(54)	12-13:	23.29	(22)	1.51		Sp2	125.30	(49)
			Int3:	1:04.26	(48)	13-14:	17.66	(55)	2.06				
			Int4:	1:21.92	(51)	14-15:	11.70	(56)	2.93				
			Int5:	1:33.62	(55)	15-Fin:	15.34	(47)	3.58				
			Fin:	1:48.96	(54)				4.29	119.49	Avg:	100.28	
50	ZULAUF Gael Fischer	SUI	Int1:	13.58	(28)	11-12:	27.14	(47)	0.28		Sp1	100.39	(21)
			Int2:	40.72	(46)	12-13:	23.17	(14)	1.26		Sp2	127.80	(25)
			Int3:	1:03.89	(36)	13-14:	17.45	(45)	1.69				
			Int4:	1:21.34	(42)	14-15:	11.54	(50)	2.35				
			Int5:	1:32.88	(44)	15-Fin:	15.08	(25)	2.84				
			Fin:	1:47.96	(39)				3.29	92.49	Avg:	101.20	
51	CAILLOT Ken Atomic	FRA	Int1:	13.68	(49)	11-12:	26.80	(36)	0.38		Sp1	97.65	(50)
			Int2:	40.48	(38)	12-13:	23.33	(27)	1.02		Sp2	127.70	(27)
			Int3:	1:03.81	(34)	13-14:	17.46	(47)	1.61				
			Int4:	1:21.27	(38)	14-15:	11.50	(47)	2.28				
			Int5:	1:32.77	(43)	15-Fin:	15.25	(38)	2.73				
			Fin:	1:48.02	(41)				3.35	94.12	Avg:	101.15	
52	ALPHAND Sam Rossignol	FRA	Int1:	13.70	(51)	11-12:	26.94	(44)	0.40		Sp1	100.37	(22)
			Int2:	40.64	(44)	12-13:	23.32	(26)	1.18		Sp2	128.50	(16)
			Int3:	1:03.96	(39)	13-14:	17.63	(53)	1.76				
			Int4:	1:21.59	(47)	14-15:	11.32	(38)	2.60				
			Int5:	1:32.91	(46)	15-Fin:	15.23	(36)	2.87				
			Fin:	1:48.14	(44)				3.47	97.39	Avg:	101.04	
53	FEURSTEIN Lukas Head	AUT	Int1:	13.52	(16)	11-12:	27.17	(50)	0.22		Sp1	100.86	(15)
			Int2:	40.69	(45)	12-13:	23.63	(54)	1.23		Sp2	123.20	(54)
			Int3:	1:04.32	(51)	13-14:	17.71	(57)	2.12				
			Int4:	1:22.03	(54)	14-15:	11.53	(49)	3.04				
			Int5:	1:33.56	(53)	15-Fin:	15.10	(26)	3.52				
			Fin:	1:48.66	(51)				3.99	111.45	Avg:	100.55	
54	GAMEL SEIGNEUR Charles Rossignol	FRA	Int1:	13.47	(8)	11-12:	27.47	(58)	0.17		Sp1	100.73	(17)
			Int2:	40.94	(53)	12-13:	23.39	(33)	1.48				
			Int3:	1:04.33	(52)	13-14:	17.60	(51)	2.13				
			Int4:	1:21.93	(52)	14-15:	13.24	(60)	2.94				
			Int5:	1:35.17	(60)	15-Fin:			5.13				
			Fin:	DNF									
55	AZNOH Rok Atomic	SLO	Int1:	13.69	(50)	11-12:	27.15	(49)	0.39		Sp1	99.51	(32)
			Int2:	40.84	(50)	12-13:	23.36	(29)	1.38		Sp2	126.80	(42)
			Int3:	1:04.20	(44)	13-14:	17.64	(54)	2.00				
			Int4:	1:21.84	(49)	14-15:	11.56	(51)	2.85				
			Int5:	1:33.40	(50)	15-Fin:	15.31	(43)	3.36				
			Fin:	1:48.71	(52)				4.04	112.79	Avg:	100.51	



Kvitfjell (NOR)



7th Men's Downhill

FRI 7 MAR 2025

PERFORMANCE ANALYSIS BY BIB

Start Time 10:30

Number of Competitors: 63 Number of NSAs: 14

Bib	Name Ski	NSA Code	Positions			Partials		Difference		Speed			
			Pos.	Time	Rank	Pos.	Time	Rank	Time	Dist.(m)	Pos.	(km/h) Rank	
56	SMITH Jack Rossignol	USA	Int1:	13.65	(44)	11-12:	27.32	(52)	0.35		Sp1	102.40	(4)
			Int2:	40.97	(54)	12-13:	23.52	(49)	1.51		Sp2	127.40	(32)
			Int3:	1:04.49	(55)	13-14:	17.73	(58)	2.29				
			Int4:	1:22.22	(57)	14-15:	11.56	(51)	3.23				
			Int5:	1:33.78	(57)	15-Fin:	15.20	(32)	3.74				
			Fin:	1:48.98	(55)				4.31	120.03	Avg:	100.26	
57	FRANZOSO Matteo Atomic	ITA	Int1:	13.53	(19)	11-12:			0.23				
			Int2:			12-13:							
			Int3:			13-14:							
			Int4:			14-15:							
			Int5:			15-Fin:							
			Fin:	DNF									
58	DUCROS Leo Atomic	FRA	Int1:	13.67	(48)	11-12:	27.39	(56)	0.37		Sp1	95.85	(60)
			Int2:	41.06	(56)	12-13:	23.73	(55)	1.60		Sp2	128.20	(20)
			Int3:	1:04.79	(58)	13-14:	17.39	(42)	2.59				
			Int4:	1:22.18	(56)	14-15:	11.23	(18)	3.19				
			Int5:	1:33.41	(51)	15-Fin:	15.48	(50)	3.37				
			Fin:	1:48.89	(53)				4.22	117.62	Avg:	100.34	
59	SELLAEG Simen Head	NOR	Int1:	13.76	(58)	11-12:	27.35	(54)	0.46		Sp1	101.29	(12)
			Int2:	41.11	(58)	12-13:	23.54	(51)	1.65		Sp2	119.70	(57)
			Int3:	1:04.65	(57)	13-14:	18.25	(60)	2.45				
			Int4:	1:22.90	(59)	14-15:	11.68	(55)	3.91				
			Int5:	1:34.58	(58)	15-Fin:	16.18	(58)	4.54				
			Fin:	1:50.76	(59)				6.09	166.88	Avg:	98.65	
60	LESSARD Raphael Head	CAN	Int1:	13.71	(53)	11-12:	27.08	(46)	0.41		Sp1	100.22	(24)
			Int2:	40.79	(48)	12-13:	23.51	(48)	1.33		Sp2	127.40	(32)
			Int3:	1:04.30	(49)	13-14:	17.29	(35)	2.10				
			Int4:	1:21.59	(47)	14-15:	11.60	(54)	2.60				
			Int5:	1:33.19	(47)	15-Fin:	15.23	(36)	3.15				
			Fin:	1:48.42	(46)				3.75	104.97	Avg:	100.77	
61	BUER Jonas	NOR	Int1:			11-12:							
			Int2:			12-13:							
			Int3:			13-14:							
			Int4:			14-15:							
			Int5:			15-Fin:							
			Fin:	DNS									
62	RADAMUS River Rossignol	USA	Int1:	13.63	(39)	11-12:	26.85	(41)	0.33		Sp1	99.04	(37)
			Int2:	40.48	(38)	12-13:	23.87	(57)	1.02		Sp2	126.50	(44)
			Int3:	1:04.35	(54)	13-14:	17.66	(55)	2.15				
			Int4:	1:22.01	(53)	14-15:	11.57	(53)	3.02				
			Int5:	1:33.58	(54)	15-Fin:	15.50	(51)	3.54				
			Fin:	1:49.08	(56)				4.41	122.70	Avg:	100.17	
63	WINDINGSTAD Rasmus Atomic	NOR	Int1:	13.94	(61)	11-12:	26.95	(45)	0.64		Sp1	97.70	(49)
			Int2:	40.89	(51)	12-13:	24.24	(59)	1.43		Sp2	124.00	(53)
			Int3:	1:05.13	(60)	13-14:	17.88	(59)	2.93				
			Int4:	1:23.01	(60)	14-15:	11.84	(58)	4.02				
			Int5:	1:34.85	(59)	15-Fin:	15.66	(53)	4.81				
			Fin:	1:50.51	(58)				5.84	160.39	Avg:	98.87	



Kvitfjell (NOR)

7th Men's Downhill

FIS WORLD CUP STANDINGS

6 DEC 2024 Beaver Creek (USA)

21 DEC 2024 Val Gardena (ITA)

28 DEC 2024 Bormio (ITA)

18 JAN 2025 Wengen (SUI)

25 JAN 2025 Kitzbühel (AUT)

22 FEB 2025 Crans Montana (SUI)

7 MAR 2025 Kvitfjell (NOR)

Number of Competitors: 56, Number of NSAs: 14

Rank	FIS Code	Name	NSA Code	1	2	3	4	5	6	7	WC Points	Diff.
1	512269	ODERMATT Marco	SUI	80	100	45	100	40	80	80	525	
2	512471	von ALLMEN Franjo	SUI	3	80	80	80	29	100	50	422	103
3	512408	MONNEY Alexis	SUI	20	-	100	-	80	60	45	305	220
4	561310	HROBAT Miha	SLO	60	16	36	60	45	29	24	270	255
5	104531	CRAWFORD James	CAN	50	-	14	29	100	40	5	238	287
6	511896	MURISIER Justin	SUI	100	2	40	36	24	13	16	231	294
7	291459	PARIS Dominik	ITA	12	6	-	50	22	32	100	222	303
8	104537	ALEXANDER Cameron	CAN	-	29	60	45	60	-	-	194	331
9	194858	ALLEGRE Nils	FRA	32	50	26	13	4	22	32	179	346
10	512038	ROGENTIN Stefan	SUI	20	26	22	22	-	24	60	174	351
11	6530319	COCHRAN-SIEGLE Ryan	USA	22	60	-	24	12	20	26	164	361
11	6530104	BENNETT Bryce	USA	40	32	-	40	2	14	36	164	361
13	53980	KRIECHMAYR Vincent	AUT	45	-	32	-	-	50	22	149	376
14	53975	HEMETSBERGER Daniel	AUT	7	22	24	3	50	16	-	122	403
14	990081	CASSE Mattia	ITA	5	18	50	20	11	18	-	122	403
16	54371	BABINSKY Stefan	AUT	14	-	16	10	32	11	29	112	413
17	6291625	SCHIEDER Florian	ITA	8	-	-	26	16	45	13	108	417
18	54609	EICHBERGER Stefan	AUT	11	40	-	-	-	36	18	105	420
19	422310	SEJERSTED Adri.	NOR	9	-	2	7	29	12	40	99	426
20	512281	ROESTI Lars	SUI	13	22	-	32	-	15	15	97	428
21	194167	MUZATON Maxence	FRA	15	-	-	18	36	-	20	89	436
22	180877	LEHTO Elian	FIN	-	-	15	12	5	26	12	70	455
23	104272	SEGER Brodie	CAN	26	24	-	5	8	-	3	66	459
24	51215	BAUMANN Romed	GER	-	36	-	-	13	7	6	62	463
25	512228	KOHLER Marco	SUI	16	-	29	-	-	4	2	51	474
25	54005	STRIEDINGER Otmar	AUT	2	9	6	14	20	-	-	51	474
27	561255	CATER Martin	SLO	-	45	5	-	-	-	-	50	475
28	151238	ZABYSTRAN Jan	CZE	24	5	-	9	-	-	8	46	479
28	192746	THEAUX Adrien	FRA	-	11	-	7	14	-	14	46	479
30	194873	SARRAZIN Cyprien	FRA	29	14	-	-	-	-	-	43	482
31	194298	GIEZENDANNER Blaise	FRA	36	-	3	-	-	-	-	39	486
32	293006	INNERHOFER Christof	ITA	-	4	13	-	7	5	9	38	487
33	6190179	ALPHAND Nils	FRA	2	-	18	-	15	-	-	35	490
33	6293831	FRANZONI Giovanni	ITA	4	-	12	-	18	-	1	35	490
35	6531520	MORSE Sam	USA	10	-	-	16	-	1	7	34	491
36	203096	VOGT Luis	GER	-	14	10	4	-	-	-	28	497
37	934643	GOLDBERG Jared	USA	-	-	-	15	6	6	-	27	498
37	6190176	BAILET Matthieu	FRA	-	-	10	11	3	3	-	27	498
39	202762	JOCHER Simon	GER	-	2	20	-	-	-	-	22	503
39	512549	HILTBRAND Livio	SUI	-	14	-	-	-	8	-	22	503
39	561397	NARALOCNIK Nejc	SLO	-	-	-	-	-	10	12	22	503
42	422707	MOELLER Fredrik	NOR	-	-	11	-	-	10	-	21	504
43	501987	MONSEN Felix	SWE	-	11	-	-	9	-	-	20	505
44	54538	RIESER Stefan	AUT	-	15	1	1	-	2	-	19	506
45	930024	MAPLE Wiley	USA	-	-	-	-	-	-	10	10	515
45	54080	NEUMAYER Christopher	AUT	-	-	-	-	10	-	-	10	515
45	54528	HACKER Felix	AUT	-	2	8	-	-	-	-	10	515
48	6531444	ARVIDSSON Erik	USA	-	8	-	-	-	-	-	8	517
48	110324	von APPEN Henrik	CHI	-	-	-	8	-	-	-	8	517
48	54733	WIESER Vincent	AUT	-	-	7	-	1	-	-	8	517
51	512275	METTLER Josua	SUI	-	7	-	-	-	-	-	7	518
52	54445	HAASER Raphael	AUT	6	-	-	-	-	-	-	6	519
53	54481	TRANINGER Manuel	AUT	-	-	5	-	-	-	-	5	520

Kvitfjell (NOR)

7th Men's Downhill

FIS WORLD CUP STANDINGS

6 DEC 2024 Beaver Creek (USA)

21 DEC 2024 Val Gardena (ITA)

28 DEC 2024 Bormio (ITA)

18 JAN 2025 Wengen (SUI)

25 JAN 2025 Kitzbühel (AUT)

22 FEB 2025 Crans Montana (SUI)

7 MAR 2025 Kvitfjell (NOR)

Number of Competitors: 56, Number of NSAs: 14

Rank	FIS Code	Name	NSA Code	1	2	3	4	5	6	7	WC Points	Diff.
54	6292783	MOLTENI Nicolo	ITA	-	-	-	-	-	-	4	4	521
54	350095	PIFFNER Marco	LIE	-	4	-	-	-	-	-	4	521
56	6293445	ALLIOD Benjamin	ITA	-	-	-	3	-	-	-	3	522

Legend:	-	No points	Diff.	Difference	WC	World Cup
----------------	---	-----------	-------	------------	----	-----------

Kvitfjell (NOR)

7th Men's Downhill

OVERALL FIS WORLD CUP STANDINGS

Number of Competitors: 150, Number of NSAs: 25

Rank	FIS Code	Name	NSA Code	WC Points	Diff.	DH 7 races	SL 10 races	GS 7 races	SG 6 races
1	512269	ODERMATT Marco	SUI	1386		525 (1)	-	420 (1)	441 (1)
2	422304	KRISTOFFERSEN Henrik	NOR	946	440	-	567 (1)	379 (2)	-
3	512182	MEILLARD Loic	SUI	731	655	-	465 (3)	234 (6)	32 (33)
4	512471	von ALLMEN Franjo	SUI	656	730	422 (2)	-	-	234 (5)
5	422507	HAUGAN Timon	NOR	626	760	-	459 (4)	167 (12)	-
6	422732	McGRATH Atle Lie	NOR	580	806	-	394 (5)	186 (11)	-
7	422729	PINHEIRO BRAAT.	BRA	554	832	-	313 (6)	241 (4)	-
8	512408	MONNEY Alexis	SUI	505	881	305 (3)	-	-	200 (7)
9	6190403	NOEL Clement	FRA	490	896	-	490 (2)	-	-
10	512038	ROGENTIN Stefan	SUI	409	977	174 (10)	-	-	235 (4)
11	422766	STEEN OLSEN Alexander	NOR	385	1001	-	84 (26)	301 (3)	-
11	53980	KRIECHMAYR Vincent	AUT	385	1001	149 (13)	-	-	236 (3)
13	291459	PARIS Dominik	ITA	384	1002	222 (7)	-	-	162 (8)
14	990081	CASSE Mattia	ITA	382	1004	122 (14)	-	-	260 (2)
15	511896	MURISIER Justin	SUI	347	1039	231 (6)	-	14 (40)	102 (15)
16	380335	ZUBCIC Filip	CRO	346	1040	-	134 (18)	212 (8)	-
17	104531	CRAWFORD James	CAN	340	1046	238 (5)	-	-	102 (15)
18	104537	ALEXANDER Cameron	CAN	338	1048	194 (8)	-	-	144 (9)
19	561310	HROBAT Miha	SLO	330	1056	270 (4)	-	-	60 (24)
20	54063	FELLER Manuel	AUT	316	1070	-	287 (7)	29 (34)	-
21	194858	ALLEGRE Nils	FRA	302	1084	179 (9)	-	-	123 (11)
22	6293171	VINATZER Alex	ITA	272	1114	-	174 (17)	98 (20)	-
23	512203	NEF Tanguy	SUI	266	1120	-	266 (8)	-	-
24	54444	GSTREIN Fabio	AUT	259	1127	-	259 (9)	-	-
25	202451	STRASSER Linus	GER	250	1136	-	241 (11)	9 (44)	-
26	6190558	AMIEZ Steven	FRA	242	1144	-	242 (10)	-	-
27	422707	MOELLER Fredrik	NOR	241	1145	21 (42)	-	-	220 (6)
28	6530319	COCHRAN-SIEGLE Ryan	USA	240	1146	164 (11)	-	-	76 (20)
29	561244	KRANJEC Zan	SLO	237	1149	-	-	237 (5)	-
30	54445	HAASER Raphael	AUT	230	1156	6 (52)	-	94 (21)	130 (10)
31	92720	POPOV Albert	BUL	229	1157	-	229 (12)	-	-
32	422310	SEJERSTED Adri.	NOR	221	1165	99 (19)	-	-	122 (12)
33	511638	TUMLER Thomas	SUI	218	1168	-	-	218 (7)	-
34	380377	KOLEGA Samuel	CRO	214	1172	-	214 (13)	-	-
35	53975	HEMETSBERGER Daniel	AUT	209	1177	122 (14)	-	-	87 (18)
35	511996	YULE Daniel	SUI	209	1177	-	209 (14)	-	-
37	6532084	RADAMUS River	USA	201	1185	-	4 (52)	160 (13)	37 (29)
38	54027	BRENNSTEINER Stefan	AUT	199	1187	-	-	199 (9)	-
39	990116	de ALIPRANDINI Luca	ITA	196	1190	-	-	196 (10)	-
40	502015	JAKOBSEN Kristoffer	SWE	188	1198	-	188 (15)	-	-
40	54371	BABINSKY Stefan	AUT	188	1198	112 (16)	-	-	76 (20)
42	54320	SCHWARZ Marco	AUT	185	1201	-	82 (27)	103 (19)	-
43	511983	AERNI Luca	SUI	184	1202	-	64 (30)	120 (18)	-
44	220689	RYDING Dave	GBR	183	1203	-	183 (16)	-	-
45	6530104	BENNETT Bryce	USA	180	1206	164 (11)	-	-	16 (48)
46	54609	EICHBERGER Stefan	AUT	177	1209	105 (18)	-	-	72 (22)
47	54359	FEURSTEIN Patrick	AUT	159	1227	-	-	159 (14)	-
48	20398	VERDU Joan	AND	153	1233	-	-	153 (15)	-
49	194935	FAVROT Thibaut	FRA	151	1235	-	-	151 (16)	-
50	54628	FEURSTEIN Lukas	AUT	150	1236	-	-	32 (33)	118 (13)
51	6293831	FRANZONI Giovanni	ITA	140	1246	35 (33)	-	-	105 (14)
52	512281	ROESTI Lars	SUI	129	1257	97 (20)	-	-	32 (33)
53	6190628	ANGUENOT Leo	FRA	127	1259	-	-	127 (17)	-
54	194873	SARRAZIN Cyprien	FRA	126	1260	43 (30)	-	3 (53)	80 (19)
55	511852	CAVIEZEL Gino	SUI	125	1261	-	-	89 (23)	36 (31)
56	6532592	RITCHIE Benjamin	USA	124	1262	-	124 (19)	-	-
57	6190543	RASSAT Paco	FRA	123	1263	-	123 (20)	-	-
58	60253	MARCHANT Armand	BEL	122	1264	-	122 (21)	-	-
59	6291625	SCHIEDER Florian	ITA	121	1265	108 (17)	-	-	13 (50)
60	193967	MUFFAT-JEANDET Victor	FRA	120	1266	-	115 (22)	5 (50)	-
61	934643	GOLDBERG Jared	USA	118	1268	27 (37)	-	-	91 (17)
62	60261	MAES Sam	BEL	113	1273	-	21 (42)	92 (22)	-
63	151238	ZABYSTRAN Jan	CZE	111	1275	46 (28)	-	-	65 (23)
64	54252	RASCHNER Dominik	AUT	110	1276	-	110 (23)	-	-

Kvitfjell (NOR)

7th Men's Downhill


OVERALL FIS WORLD CUP STANDINGS

Number of Competitors: 150, Number of NSAs: 25

Rank	FIS Code	Name	NSA Code	WC Points	Diff.	DH 7 races	SL 10 races	GS 7 races	SG 6 races
65	54170	MATT Michael	AUT	100	1286	-	100 (24)	-	-
66	51215	BAUMANN Romed	GER	99	1287	62 (24)	-	-	37 (29)
67	293006	INNERHOFER Christof	ITA	94	1292	38 (32)	-	-	56 (25)
68	180877	LEHTO Elian	FIN	92	1294	70 (22)	-	-	22 (43)
68	54093	STROLZ Johannes	AUT	92	1294	-	92 (25)	-	-
70	194298	GIEZENDANNER Blaise	FRA	89	1297	39 (31)	-	-	50 (26)
70	194167	MUZATON Maxence	FRA	89	1297	89 (21)	-	-	-
72	104272	SEGER Brodie	CAN	85	1301	66 (23)	-	-	19 (44)
73	54348	PERTL Adrian	AUT	80	1306	-	80 (28)	-	-
74	54005	STRIEDINGER Otmar	AUT	76	1310	51 (25)	-	-	25 (38)
75	194364	PINTURALT Alexis	FRA	74	1312	-	-	48 (26)	26 (37)
76	390044	LAINÉ Tormis	EST	71	1315	-	27 (39)	44 (28)	-
77	192746	THEAUX Adrien	FRA	69	1317	46 (28)	-	-	23 (41)
78	511899	ROCHAT Marc	SUI	68	1318	-	68 (29)	-	-
79	501987	MONSEN Felix	SWE	65	1321	20 (43)	-	-	45 (28)
80	6293252	KASTLUNGER Tobias	ITA	61	1325	-	61 (31)	-	-
80	293797	GROSS Stefano	ITA	61	1325	-	61 (31)	-	-
82	512228	KOHLER Marco	SUI	60	1326	51 (25)	-	-	9 (51)
83	221236	TAYLOR Laurie	GBR	59	1327	-	59 (33)	-	-
84	180919	HALLBERG Eduard	FIN	55	1331	-	55 (34)	-	-
84	202883	GRAMMEL Anton	GER	55	1331	-	-	55 (24)	-
86	202597	SCHMID Alexander	GER	53	1333	-	-	53 (25)	-
87	561255	CATER Martin	SLO	52	1334	50 (27)	-	-	2 (57)
88	6190176	BAILET Matthieu	FRA	50	1336	27 (37)	-	-	23 (41)
89	6190687	LORIoT Florian	FRA	49	1337	-	-	-	49 (27)
90	203096	VOGT Luis	GER	46	1340	28 (36)	-	-	18 (46)
91	6293775	DELLA VITE Filippo	ITA	45	1341	-	-	45 (27)	-
92	6532163	SEYMOUR Jett	USA	44	1342	-	44 (35)	-	-
93	380361	RODES Istok	CRO	42	1344	-	42 (36)	-	-
94	502617	AX SWARTZ Fabian	SWE	41	1345	-	41 (37)	-	-
94	6190179	ALPHAND Nils	FRA	41	1345	35 (33)	-	-	6 (53)
96	6531520	MORSE Sam	USA	38	1348	34 (35)	-	-	4 (55)
96	422278	WINDINGSTAD Rasmus	NOR	38	1348	-	-	37 (29)	1 (59)
98	202909	STOCKINGER Jonas	GER	37	1349	-	-	37 (29)	-
98	202829	GRATZ Fabian	GER	37	1349	-	-	37 (29)	-
100	990048	BORSOTTI Giovanni	ITA	35	1351	-	-	35 (32)	-
101	6532123	NEGOMIR Kyle	USA	33	1353	-	-	-	33 (32)
102	104468	READ Jeffrey	CAN	31	1355	-	-	-	31 (35)
102	511902	ZENHAEUSERN Ramon	SUI	31	1355	-	31 (38)	-	-
104	54157	DANKLMAIER Daniel	AUT	29	1357	-	-	-	29 (36)
105	54528	HACKER Felix	AUT	28	1358	10 (45)	-	-	18 (46)
106	221223	MAJOR Billy	GBR	26	1360	-	26 (40)	-	-
107	54438	PLOIER Andreas	AUT	24	1362	-	-	-	24 (39)
107	6291053	ZAZZI Pietro	ITA	24	1362	-	-	-	24 (39)
107	54630	STURM Joshua	AUT	24	1362	-	24 (41)	-	-
110	6292783	MOLTENI Nicolo	ITA	23	1363	4 (54)	-	-	19 (44)
110	531799	FORD Tommy	USA	23	1363	-	-	23 (35)	-
112	202762	JOCHER Simon	GER	22	1364	22 (39)	-	-	-
112	512549	HILTBRAND Livio	SUI	22	1364	22 (39)	-	-	-
112	502433	HANSSON William	SWE	22	1364	-	-	22 (36)	-
112	561397	NARALOCNIK Nejc	SLO	22	1364	22 (39)	-	-	-
116	103729	READ Erik	CAN	21	1365	-	10 (48)	11 (42)	-
117	54538	RIESER Stefan	AUT	19	1367	19 (44)	-	-	-
117	202437	LUITZ Stefan	GER	19	1367	-	-	19 (37)	-
119	6531928	KENNEY Patrick	USA	17	1369	-	-	17 (38)	-
120	104539	SEGER Riley	CAN	16	1370	-	-	-	16 (48)
120	491879	SALARICH Joaquim	ESP	16	1370	-	16 (43)	-	-
120	512424	JANUTIN Fadri	SUI	16	1370	-	-	16 (39)	-
120	54733	WIESER Vincent	AUT	16	1370	8 (48)	-	-	8 (52)
124	6190909	DESGRIPPES Hugo	FRA	13	1373	-	13 (44)	-	-
124	700879	ZAMPA Andreas	SVK	13	1373	-	-	13 (41)	-
126	422082	FOSS-SOLEVAAG S	NOR	12	1374	-	12 (45)	-	-
126	6531063	GINNIS Aj	GRE	12	1374	-	12 (45)	-	-
126	502691	WISSTING Gustav	SWE	12	1374	-	12 (45)	-	-

Kvitfjell (NOR)

7th Men's Downhill


OVERALL FIS WORLD CUP STANDINGS

Number of Competitors: 150, Number of NSAs: 25

Rank	FIS Code	Name	NSA Code	WC Points	Diff.	DH 7 races	SL 10 races	GS 7 races	SG 6 races
126	930024	MAPLE Wiley	USA	12	1374	10 (45)	-	-	2 (57)
130	54481	TRANINGER Manuel	AUT	11	1375	5 (53)	-	-	6 (53)
131	54080	NEUMAYER Christopher	AUT	10	1376	10 (45)	-	-	-
131	6291430	MAURBERGER Simon	ITA	10	1376	-	10 (48)	-	-
131	6190876	ORECCHIONI Diego	FRA	10	1376	-	-	10 (43)	-
134	54631	ZWISCHENBRUGGER Noel	AUT	9	1377	-	-	9 (44)	-
134	202615	TREMME Anton	GER	9	1377	-	9 (50)	-	-
136	6531444	ARVIDSSON Erik	USA	8	1378	8 (48)	-	-	-
136	110324	von APPEN Henrik	CHI	8	1378	8 (48)	-	-	-
136	6191334	ELEZI CANNAFER.	FRA	8	1378	-	-	8 (46)	-
136	53831	HIRSCHER Marcel	NED	8	1378	-	-	8 (46)	-
136	422803	SOLBERG Eirik Hystad	NOR	8	1378	-	8 (51)	-	-
141	512275	METTLER Josua	SUI	7	1379	7 (51)	-	-	-
141	6532354	GILE Bridger	USA	7	1379	-	-	7 (48)	-
141	6291725	ZINGERLE Hannes	ITA	7	1379	-	-	7 (48)	-
144	6190793	PARAND Loevan	FRA	5	1381	-	-	5 (50)	-
145	350095	PIFFNER Marco	LIE	4	1382	4 (54)	-	-	-
145	512301	SIMONET Livio	SUI	4	1382	-	-	4 (52)	-
145	512303	BOISSET Arnaud	SUI	4	1382	-	-	-	4 (55)
148	6293445	ALLIOD Benjamin	ITA	3	1383	3 (56)	-	-	-
149	501898	ROENNGREN Mattias	SWE	2	1384	-	-	2 (54)	-
150	6293164	FRANZOSO Matteo	ITA	1	1385	-	-	-	1 (59)

Legend:							
-	No points	DH	Downhill	Diff.	Difference	GS	Giant Slalom
SG	Super-G	SL	Slalom	WC	World Cup		

Kvitfjell (NOR)

7th Men's Downhill

FIS WCSL LIST

6 DEC 2024 Beaver Creek (USA)

21 DEC 2024 Val Gardena (ITA)

28 DEC 2024 Bormio (ITA)

18 JAN 2025 Wengen (SUI)

25 JAN 2025 Kitzbühel (AUT)

9 FEB 2025 Saalbach (AUT)

22 FEB 2025 Crans Montana (SUI)

7 MAR 2025 Kvitfjell (NOR)

Number of Competitors: 72, Number of NSAs: 14

Rank	FIS Code	Name	NSA Code	1	2	3	4	5	6	7	8	Base	- X	+ Y =	WCSL-DH
1	512269	ODERMATT Marco	SUI	80	100	45	100	40	45	80	80	552	442	570	680
2	512471	von ALLMEN Franjo	SUI	3	80	80	80	29	100	100	50	103	82	522	543
3	512408	MONNEY Alexis	SUI	20	-	100	-	80	60	60	45	99	79	365	385
4	291459	PARIS Dominik	ITA	12	6	-	50	22	50	32	100	342	274	272	340
5	511896	MURISIER Justin	SUI	100	2	40	36	24	32	13	16	139	111	263	291
6	53980	KRIECHMAYR Vincent	AUT	45	-	32	-	-	80	50	22	298	238	229	289
7	561310	HROBAT Miha	SLO	60	16	36	60	45	-	29	24	80	64	270	286
8	104531	CRAWFORD James	CAN	50	-	14	29	100	-	40	5	152	122	238	268
9	194858	ALLEGRE Nils	FRA	32	50	26	13	4	26	22	32	201	161	205	245
10	6530104	BENNETT Bryce	USA	40	32	-	40	2	26	14	36	257	206	190	241
11	104537	ALEXANDER Cameron	CAN	-	29	60	45	60	-	-	-	205	164	194	235
12	6530319	COCHRAN-SIEGLE Ryan	USA	22	60	-	24	12	20	20	26	208	166	184	226
13	512038	ROGENTIN Stefan	SUI	20	26	22	22	-	22	24	60	104	83	196	217
14	53975	HEMETSBERGER Daniel	AUT	7	22	24	3	50	36	16	-	26	21	158	163
14	54371	BABINSKY Stefan	AUT	14	-	16	10	32	29	11	29	109	87	141	163
16	990081	CASSE Mattia	ITA	5	18	50	20	11	-	18	-	185	148	122	159
17	422310	SEJERSTED Adri.	NOR	9	-	2	7	29	40	12	40	65	52	139	152
18	6291625	SCHIEDER Florian	ITA	8	-	-	26	16	-	45	13	194	155	108	147
19	194873	SARRAZIN Cyprien	FRA	29	14	-	-	-	-	-	-	510	408	43	145
20	194167	MUZATON Maxence	FRA	15	-	-	18	36	-	-	20	101	81	89	109
21	54609	EICHBERGER Stefan	AUT	11	40	-	-	-	-	36	18	-	-	105	105
22	180877	LEHTO Elian	FIN	-	-	15	12	5	18	26	12	73	58	88	103
23	512281	ROESTI Lars	SUI	13	22	-	32	-	-	15	15	7	6	97	98
24	51215	BAUMANN Romed	GER	-	36	-	-	13	-	7	6	45	36	62	71
25	104272	SEGER Brodie	CAN	26	24	-	5	8	-	-	3	5	4	66	67
25	54005	STRIEDINGER Otmar	AUT	2	9	6	14	20	-	-	-	78	62	51	67
27	512228	KOHLER Marco	SUI	16	-	29	-	-	-	4	2	58	46	51	63
28	192746	THEAUX Adrien	FRA	-	11	-	7	14	-	-	14	79	63	46	62
29	194298	GIEZENDANNER Blaise	FRA	36	-	3	-	-	-	-	-	100	80	39	59
30	293006	INNERHOFER Christof	ITA	-	4	13	-	7	-	5	9	69	55	38	52
31	561255	CATER Martin	SLO	-	45	5	-	-	-	-	-	1	1	50	50
32	151238	ZABYSTRAN Jan	CZE	24	5	-	9	-	-	-	8	11	9	46	48
32	6190179	ALPHAND Nils	FRA	2	-	18	-	15	-	-	-	65	52	35	48
34	6531520	MORSE Sam	USA	10	-	-	16	-	-	1	7	59	47	34	46
34	512124	HINTERMANN Niels	SUI	-	-	-	-	-	-	-	-	229	183	-	46
36	6190176	BAILET Matthieu	FRA	-	-	10	11	3	-	3	-	83	66	27	44
36	422139	KILDE Aleksand.	NOR	-	-	-	-	-	-	-	-	220	176	-	44
38	934643	GOLDBERG Jared	USA	-	-	-	15	6	-	6	-	70	56	27	41
39	422707	MOELLER Fredrik	NOR	-	-	11	-	-	16	10	-	1	1	37	37
40	6293831	FRANZONI Giovanni	ITA	4	-	12	-	18	-	-	1	-	-	35	35
41	202762	JOCHER Simon	GER	-	2	20	-	-	-	-	-	33	26	22	29
42	203096	VOGT Luis	GER	-	14	10	4	-	-	-	-	1	1	28	28
43	512549	HILTBRAND Livio	SUI	-	14	-	-	-	-	8	-	-	-	22	22
43	561397	NARALOCNIK Nejc	SLO	-	-	-	-	-	-	10	12	-	-	22	22
45	501987	MONSEN Felix	SWE	-	11	-	-	9	-	-	-	-	-	20	20
46	54538	RIESER Stefan	AUT	-	15	1	1	-	-	2	-	-	-	19	19
47	930024	MAPLE Wiley	USA	-	-	-	-	-	-	-	10	34	27	10	17
48	512275	METTLER Josua	SUI	-	7	-	-	-	-	-	-	45	36	7	16
49	54080	NEUMAYER Christopher	AUT	-	-	-	-	10	-	-	-	26	21	10	15
49	6290845	BOSCA Guglielmo	ITA	-	-	-	-	-	-	-	-	73	58	-	15
51	53817	FRANZ Max	AUT	-	-	-	-	-	-	-	-	69	55	-	14
52	54445	HAASER Raphael	AUT	6	-	-	-	-	-	-	-	23	18	6	11

Kvitfjell (NOR)

7th Men's Downhill

FIS WCSL LIST

6 DEC 2024 Beaver Creek (USA)

21 DEC 2024 Val Gardena (ITA)

28 DEC 2024 Bormio (ITA)

18 JAN 2025 Wengen (SUI)

25 JAN 2025 Kitzbühel (AUT)

9 FEB 2025 Saalbach (AUT)

22 FEB 2025 Crans Montana (SUI)

7 MAR 2025 Kvitfjell (NOR)

Number of Competitors: 72, Number of NSAs: 14

Rank	FIS Code	Name	NSA Code	1	2	3	4	5	6	7	8	Base	- X	+ Y =	WCSL-DH
52	512303	BOISSET Arnaud	SUI	-	-	-	-	-	-	-	-	56	45	-	11
52	54157	DANKLMAIER Daniel	AUT	-	-	-	-	-	-	-	-	56	45	-	11
55	54528	HACKER Felix	AUT	-	2	8	-	-	-	-	-	-	-	10	10
55	104468	READ Jeffrey	CAN	-	-	-	-	-	-	-	-	52	42	-	10
57	200379	SANDER Andreas	GER	-	-	-	-	-	-	-	-	46	37	-	9
58	110324	von APPEN Henrik	CHI	-	-	-	8	-	-	-	-	-	-	8	8
58	6531444	ARVIDSSON Erik	USA	-	8	-	-	-	-	-	-	-	-	8	8
58	54733	WIESER Vincent	AUT	-	-	7	-	1	-	-	-	-	-	8	8
58	54320	SCHWARZ Marco	AUT	-	-	-	-	-	-	-	-	38	30	-	8
58	194364	PINTURAUULT Alexis	FRA	-	-	-	-	-	-	-	-	38	30	-	8
63	54481	TRANINGER Manuel	AUT	-	-	5	-	-	-	-	-	-	-	5	5
64	350095	PFIFFNER Marco	LIE	-	4	-	-	-	-	-	-	-	-	4	4
64	6292783	MOLTENI Nicolo	ITA	-	-	-	-	-	-	-	4	-	-	4	4
64	6291053	ZAZZI Pietro	ITA	-	-	-	-	-	-	-	-	22	18	-	4
64	202059	FERSTL Josef	GER	-	-	-	-	-	-	-	-	22	18	-	4
64	202345	SCHWAIGER Dominik	GER	-	-	-	-	-	-	-	-	18	14	-	4
69	6293445	ALLIOD Benjamin	ITA	-	-	-	3	-	-	-	-	-	-	3	3
69	6532123	NEGOMIR Kyle	USA	-	-	-	-	-	-	-	-	13	10	-	3
71	202535	DRESSEN Thomas	GER	-	-	-	-	-	-	-	-	8	6	-	2
72	512039	ROULIN Gilles	SUI	-	-	-	-	-	-	-	-	4	3	-	1

Number of Competitors per NSA in the top 60

AUT:	12	CAN:	4	CHI:	1	CZE:	1	FIN:	1	FRA:	7
GER:	4	ITA:	6	NOR:	3	SLO:	3	SUI:	11	SWE:	1
USA:	6										

Legend:	
-	No points
Base	Last season FIS World Cup Start List points
WCSL-DH	FIS World Cup Start List points for Downhill
X	(Base/number of planned races in the current season) *(number of completed races in the current season)
Y	FIS World Cup points won in the current season

Kvitfjell (NOR)

7th Men's Downhill

OVERALL FIS WCSL LIST

Number of Competitors: 177, Number of NSAs: 29

Rank	FIS Code	Name	NSA Code	WCSL	Diff.	DH 8 races	SL 11 races	GS 8 races	SG 7 races
1	512269	ODERMATT Marco	SUI	1981		680 (1)	-	650 (1)	651 (1)
2	422304	KRISTOFFERSEN Henrik	NOR	1132	849	-	642 (1)	490 (2)	-
3	512182	MEILLARD Loic	SUI	1092	889	-	628 (2)	388 (3)	76 (23)
4	512471	von ALLMEN Franjo	SUI	827	1154	543 (2)	-	-	284 (5)
5	422507	HAUGAN Timon	NOR	810	1171	-	573 (3)	237 (11)	-
6	422732	McGRATH Atle Lie	NOR	768	1213	-	507 (5)	261 (8)	-
7	53980	KRIECHMAYR Vincent	AUT	666	1315	289 (6)	-	-	377 (2)
8	422729	PINHEIRO BRAAT.	BRA	592	1389	-	333 (8)	259 (9)	-
9	512408	MONNEY Alexis	SUI	589	1392	385 (3)	-	-	204 (10)
10	291459	PARIS Dominik	ITA	582	1399	340 (4)	-	-	242 (8)
11	6190403	NOEL Clement	FRA	551	1430	-	551 (4)	-	-
12	512038	ROGENTIN Stefan	SUI	535	1446	217 (13)	-	-	318 (3)
13	54063	FELLER Manuel	AUT	523	1458	-	447 (6)	76 (27)	-
14	54445	HAASER Raphael	AUT	498	1483	11 (52)	-	217 (14)	270 (6)
15	422766	STEEN OLSEN Alexander	NOR	468	1513	-	102 (28)	366 (4)	-
16	380335	ZUBCIC Filip	CRO	456	1525	-	144 (19)	312 (7)	-
17	990081	CASSE Mattia	ITA	450	1531	159 (16)	-	-	291 (4)
18	511896	MURISIER Justin	SUI	448	1533	291 (5)	-	29 (37)	128 (18)
19	194858	ALLEGRE Nils	FRA	411	1570	245 (9)	-	-	166 (11)
20	104531	CRAWFORD James	CAN	405	1576	268 (8)	-	3 (57)	134 (15)
21	104537	ALEXANDER Cameron	CAN	400	1581	235 (11)	-	-	165 (12)
22	202451	STRASSER Linus	GER	392	1589	-	382 (7)	10 (48)	-
23	422310	SEJERSTED Adri.	NOR	360	1621	152 (17)	-	-	208 (9)
23	6530319	COCHRAN-SIEGLE Ryan	USA	360	1621	226 (12)	-	-	134 (15)
25	511638	TUMLER Thomas	SUI	357	1624	-	-	357 (5)	-
26	54320	SCHWARZ Marco	AUT	356	1625	8 (58)	110 (26)	207 (15)	31 (42)
27	561310	HROBAT Miha	SLO	346	1635	286 (7)	-	-	60 (29)
28	6293171	VINATZER Alex	ITA	330	1651	-	196 (17)	134 (20)	-
28	561244	KRANJEC Zan	SLO	330	1651	-	-	330 (6)	-
30	54444	GSTREIN Fabio	AUT	313	1668	-	313 (9)	-	-
31	422707	MOELLER Fredrik	NOR	307	1674	37 (39)	-	3 (57)	267 (7)
31	54371	BABINSKY Stefan	AUT	307	1674	163 (14)	-	-	144 (14)
33	6190558	AMIEZ Steven	FRA	306	1675	-	306 (10)	-	-
34	512203	NEF Tanguy	SUI	303	1678	-	303 (11)	-	-
35	194873	SARRAZIN Cyprien	FRA	278	1703	145 (19)	-	3 (57)	130 (17)
35	6530104	BENNETT Bryce	USA	278	1703	241 (10)	-	-	37 (39)
37	53975	HEMETSBERGER Daniel	AUT	271	1710	163 (14)	-	-	108 (19)
38	220689	RYDING Dave	GBR	267	1714	-	267 (12)	-	-
39	380377	KOLEGA Samuel	CRO	261	1720	-	261 (13)	-	-
40	990116	de ALIPRANDINI Luca	ITA	259	1722	-	-	259 (9)	-
41	6532084	RADAMUS River	USA	256	1725	-	6 (55)	203 (16)	47 (33)
42	511996	YULE Daniel	SUI	253	1728	-	253 (14)	-	-
43	92720	POPOV Albert	BUL	246	1735	-	246 (15)	-	-
44	54027	BRENNSTEINER Stefan	AUT	236	1745	-	-	236 (12)	-
45	194935	FAVROT Thibaut	FRA	223	1758	-	-	223 (13)	-
46	502015	JAKOBSEN Kristoffer	SWE	221	1760	-	221 (16)	-	-
47	511983	AERNI Luca	SUI	206	1775	-	85 (30)	121 (22)	-
48	20398	VERDU Joan	AND	197	1784	-	-	197 (17)	-
49	54628	FEURSTEIN Lukas	AUT	194	1787	-	-	41 (32)	153 (13)
50	511852	CAVIEZEL Gino	SUI	186	1795	-	-	130 (21)	56 (30)
51	194364	PINTURALT Alexis	FRA	184	1797	8 (58)	10 (52)	97 (24)	69 (26)
52	54609	EICHBERGER Stefan	AUT	177	1804	105 (21)	-	-	72 (24)
53	54252	RASCHNER Dominik	AUT	176	1805	-	170 (18)	6 (53)	-
54	54359	FEURSTEIN Patrick	AUT	171	1810	-	-	171 (18)	-
55	6190628	ANGUENOT Leo	FRA	160	1821	-	1 (57)	159 (19)	-
55	6291625	SCHIEDER Florian	ITA	160	1821	147 (18)	-	-	13 (56)
57	934643	GOLDBERG Jared	USA	149	1832	41 (38)	-	-	108 (19)
58	6293831	FRANZONI Giovanni	ITA	141	1840	35 (40)	-	-	106 (21)
59	60261	MAES Sam	BEL	139	1842	-	25 (43)	114 (23)	-
60	512281	ROESTI Lars	SUI	130	1851	98 (23)	-	-	32 (41)
60	180877	LEHTO Elian	FIN	130	1851	103 (22)	-	-	27 (44)
62	60253	MARCHANT Armand	BEL	129	1852	-	129 (20)	-	-
63	6532592	RITCHIE Benjamin	USA	128	1853	-	128 (21)	-	-
63	6190543	RASSAT Paco	FRA	128	1853	-	128 (21)	-	-

Kvitfjell (NOR)

7th Men's Downhill

OVERALL FIS WCSL LIST

Number of Competitors: 177, Number of NSAs: 29

Rank	FIS Code	Name	NSA Code	WCSL	Diff.	DH 8 races	SL 11 races	GS 8 races	SG 7 races
65	193967	MUFFAT-JEANDET Victor	FRA	127	1854	-	115 (25)	12 (46)	-
66	54170	MATT Michael	AUT	120	1861	-	120 (23)	-	-
66	54093	STROLZ Johannes	AUT	120	1861	-	120 (23)	-	-
68	194298	GIEZENDANNER Blaise	FRA	115	1866	59 (29)	-	-	56 (30)
69	293006	INNERHOFER Christof	ITA	114	1867	52 (30)	-	-	62 (28)
70	151238	ZABYSTRAN Jan	CZE	113	1868	48 (32)	-	-	65 (27)
71	51215	BAUMANN Romed	GER	111	1870	71 (24)	-	-	40 (37)
72	194167	MUZATON Maxence	FRA	109	1872	109 (20)	-	-	-
72	104468	READ Jeffrey	CAN	109	1872	10 (55)	-	-	99 (22)
74	511899	ROCHAT Marc	SUI	108	1873	-	108 (27)	-	-
75	54005	STRIEDINGER Otmar	AUT	97	1884	67 (25)	-	-	30 (43)
76	422139	KILDE Aleksand.	NOR	91	1890	44 (36)	-	20 (39)	27 (44)
77	202597	SCHMID Alexander	GER	90	1891	-	-	90 (25)	-
78	192746	THEAUX Adrien	FRA	89	1892	62 (28)	-	-	27 (44)
79	104272	SEGER Brodie	CAN	87	1894	67 (25)	-	-	20 (49)
79	54348	PERTL Adrian	AUT	87	1894	-	87 (29)	-	-
81	202883	GRAMMEL Anton	GER	80	1901	-	-	80 (26)	-
82	512228	KOHLER Marco	SUI	78	1903	63 (27)	-	-	15 (55)
83	180919	HALLBERG Eduard	FIN	77	1904	-	77 (31)	-	-
84	6190687	LORIoT Florian	FRA	71	1910	-	-	-	71 (25)
84	390044	LAINE Tormis	EST	71	1910	-	27 (41)	44 (31)	-
86	6293252	KASTLUNGER Tobias	ITA	67	1914	-	67 (32)	-	-
86	6190176	BAILET Matthieu	FRA	67	1914	44 (36)	-	-	23 (48)
88	221236	TAYLOR Laurie	GBR	66	1915	-	66 (33)	-	-
88	293797	GROSS Stefano	ITA	66	1915	-	66 (33)	-	-
88	6290845	BOSCA Guglielmo	ITA	66	1915	15 (49)	-	-	51 (32)
91	501987	MONSEN Felix	SWE	65	1916	20 (45)	-	-	45 (34)
92	6293775	DELLA VITE Filippo	ITA	62	1919	-	-	62 (28)	-
93	6190179	ALPHAND Nils	FRA	58	1923	48 (32)	-	-	10 (58)
94	6531520	MORSE Sam	USA	57	1924	46 (34)	-	-	11 (57)
95	512303	BOISSET Arnaud	SUI	56	1925	11 (52)	-	-	45 (34)
96	380361	RODES Istok	CRO	55	1926	-	55 (35)	-	-
97	990048	BORSOTTI Giovanni	ITA	54	1927	-	-	52 (30)	2 (69)
97	422278	WINDINGSTAD Rasmus	NOR	54	1927	-	-	53 (29)	1 (70)
99	561255	CATER Martin	SLO	53	1928	50 (31)	-	-	3 (65)
99	512124	HINTERMANN Niels	SUI	53	1928	46 (34)	-	-	7 (61)
101	54157	DANKLMAIER Daniel	AUT	52	1929	11 (52)	-	-	41 (36)
102	221223	MAJOR Billy	GBR	49	1932	-	49 (36)	-	-
103	6532163	SEYMOUR Jett	USA	48	1933	-	48 (37)	-	-
104	203096	VOGT Luis	GER	46	1935	28 (42)	-	-	18 (51)
105	502617	AX SWARTZ Fabian	SWE	43	1938	-	43 (38)	-	-
105	6532123	NEGOMIR Kyle	USA	43	1938	3 (69)	-	-	40 (37)
107	511902	ZENHAEUSERN Ramon	SUI	41	1940	-	41 (39)	-	-
108	561397	NARALOCNIK Nejc	SLO	40	1941	22 (43)	-	-	18 (51)
109	202762	JOCHER Simon	GER	39	1942	29 (41)	-	-	10 (58)
109	202829	GRATZ Fabian	GER	39	1942	-	-	39 (33)	-
109	531799	FORD Tommy	USA	39	1942	-	-	39 (33)	-
112	202909	STOCKINGER Jonas	GER	38	1943	-	-	38 (35)	-
113	6291053	ZAZZI Pietro	ITA	37	1944	4 (64)	-	-	33 (40)
114	6531063	GINNIS Aj	GRE	30	1951	-	30 (40)	-	-
114	103729	READ Erik	CAN	30	1951	-	13 (48)	17 (42)	-
114	512424	JANUTIN Fadri	SUI	30	1951	-	-	30 (36)	-
117	54528	HACKER Felix	AUT	28	1953	10 (55)	-	-	18 (51)
117	54630	STURM Joshua	AUT	28	1953	-	26 (42)	2 (61)	-
119	54438	PLOIER Andreas	AUT	26	1955	-	-	-	26 (47)
120	6291574	SALA Tommaso	ITA	24	1957	-	24 (44)	-	-
121	6292783	MOLTENI Nicolo	ITA	23	1958	4 (64)	-	-	19 (50)
121	502433	HANSSON William	SWE	23	1958	-	-	23 (38)	-
123	512549	HILTBRAND Livio	SUI	22	1959	22 (43)	-	-	-
124	930024	MAPLE Wiley	USA	20	1961	17 (47)	-	-	3 (65)
125	54538	RIESER Stefan	AUT	19	1962	19 (46)	-	-	-
125	202437	LUITZ Stefan	GER	19	1962	-	-	19 (40)	-
127	6531928	KENNEY Patrick	USA	18	1963	-	-	18 (41)	-
128	104539	SEGER Riley	CAN	17	1964	-	-	-	17 (54)

Kvitfjell (NOR)

7th Men's Downhill

OVERALL FIS WCSL LIST

Number of Competitors: 177, Number of NSAs: 29

Rank	FIS Code	Name	NSA Code	WCSL	Diff.	DH 8 races	SL 11 races	GS 8 races	SG 7 races
128	491879	SALARICH Joaquim	ESP	17	1964	-	17 (45)	-	-
128	422082	FOSS-SOLEVAAG S	NOR	17	1964	-	17 (45)	-	-
131	54733	WIESER Vincent	AUT	16	1965	8 (58)	-	-	8 (60)
131	512275	METTLER Josua	SUI	16	1965	16 (48)	-	-	-
133	54080	NEUMAYER Christopher	AUT	15	1966	15 (49)	-	-	-
133	53817	FRANZ Max	AUT	15	1966	14 (51)	-	-	1 (70)
135	700879	ZAMPA Andreas	SVK	14	1967	-	-	14 (43)	-
135	6190909	DESGRIPPES Hugo	FRA	14	1967	-	14 (47)	-	-
137	54631	ZWISCHENBRUGGER Noel	AUT	13	1968	-	-	13 (44)	-
137	6291725	ZINGERLE Hannes	ITA	13	1968	-	-	13 (44)	-
137	202520	HOLZMANN Sebastian	GER	13	1968	-	13 (48)	-	-
140	502691	WISSTING Gustav	SWE	12	1969	-	12 (50)	-	-
140	202615	TREMME Anton	GER	12	1969	-	12 (50)	-	-
140	200379	SANDER Andreas	GER	12	1969	9 (57)	-	-	3 (65)
143	54481	TRANINGER Manuel	AUT	11	1970	5 (63)	-	-	6 (62)
143	512301	SIMONET Livio	SUI	11	1970	-	-	11 (47)	-
145	6291430	MAURBERGER Simon	ITA	10	1971	-	10 (52)	-	-
145	422803	SOLBERG Eirik Hystad	NOR	10	1971	-	10 (52)	-	-
145	6190876	ORECCHIONI Diego	FRA	10	1971	-	-	10 (48)	-
148	110324	von APPEN Henrik	CHI	9	1972	8 (58)	-	-	1 (70)
149	6531444	ARVIDSSON Erik	USA	8	1973	8 (58)	-	-	-
149	6191334	ELEZI CANNAFER.	FRA	8	1973	-	-	8 (50)	-
149	53831	HIRSCHER Marcel	NED	8	1973	-	-	8 (50)	-
152	6532354	GILE Bridger	USA	7	1974	-	-	7 (52)	-
153	54209	KRENN Christoph	AUT	6	1975	-	-	-	6 (62)
154	491853	del CAMPO HERN.	ESP	5	1976	-	5 (56)	-	-
154	6190793	PARAND Loevan	FRA	5	1976	-	-	5 (54)	-
154	54368	BORRNAES Christian	DEN	5	1976	-	-	5 (54)	-
154	202535	DRESSEN Thomas	GER	5	1976	2 (71)	-	-	3 (65)
154	512039	ROULIN Gilles	SUI	5	1976	1 (72)	-	-	4 (64)
159	350095	PIFFNER Marco	LIE	4	1977	4 (64)	-	-	-
159	202059	FERSTL Josef	GER	4	1977	4 (64)	-	-	-
159	202345	SCHWAIGER Dominik	GER	4	1977	4 (64)	-	-	-
159	512495	ZURBRUEGG Sandro	SUI	4	1977	-	-	4 (56)	-
163	6293445	ALLIOD Benjamin	ITA	3	1978	3 (69)	-	-	-
163	501898	ROENNGREN Mattias	SWE	3	1978	-	-	3 (57)	-
165	780023	DRUKAROV Andrej	LTU	2	1979	-	-	2 (61)	-
165	194495	FAIVRE Mathieu	FRA	2	1979	-	-	2 (61)	-
165	6300451	KATO Seigo	JPN	2	1979	-	-	2 (61)	-
168	6293164	FRANZOSO Matteo	ITA	1	1980	-	-	-	1 (70)
168	40621	MUHLEN-SCHULTE Louis	AUS	1	1980	-	-	1 (65)	-
168	492192	ORTEGA Albert	ESP	1	1980	-	-	1 (65)	-
168	6190459	ALPHAND Sam	FRA	1	1980	-	-	-	1 (70)
168	350097	GAUER Nico	LIE	1	1980	-	-	-	1 (70)
168	422893	BRAEKKEN Theodor	NOR	1	1980	-	1 (57)	-	-
168	422730	GUNLEIKSRUD Ha.	NOR	1	1980	-	-	1 (65)	-
168	54729	PRAMSTALLER Kilian	AUT	1	1980	-	1 (57)	-	-
168	54447	RUELAND Simon	AUT	1	1980	-	1 (57)	-	-
168	6531963	STEFFEY George	USA	1	1980	-	-	1 (65)	-

Legend:							
-	No points	DH	Downhill	Diff.	Difference	GS	Giant Slalom
SG	Super-G	SL	Slalom	WCSL	Overall points		

Kvitfjell (NOR)

7th Men's Downhill


FIS NATION CUP

Number of Nations: 25

Rank	NSA	Name	Points	Diff.	DH	SL	GS	SG	AC	PAR	TE
1	SUI	Switzerland	5377		1834	1103	1115	1325	-	-	-
2	AUT	Austria	3085	2292	597	1034	625	829	-	-	-
3	NOR	Norway	3057	2320	120	1524	1070	343	-	-	-
4	FRA	France	2178	3199	458	983	357	380	-	-	-
5	ITA	Italy	1859	3518	532	306	381	640	-	-	-
6	USA	United States of America	1045	4332	407	172	207	259	-	-	-
7	CAN	Canada	831	4546	498	10	11	312	-	-	-
8	SLO	Slovenia	641	4736	342	-	237	62	-	-	-
9	GER	Germany	627	4750	112	250	210	55	-	-	-
10	CRO	Croatia	602	4775	-	390	212	-	-	-	-
11	BRA	Brazil	554	4823	-	313	241	-	-	-	-
12	SWE	Sweden	330	5047	20	241	24	45	-	-	-
13	GBR	Great Britain	268	5109	-	268	-	-	-	-	-
14	BEL	Belgium	235	5142	-	143	92	-	-	-	-
15	BUL	Bulgaria	229	5148	-	229	-	-	-	-	-
16	AND	Andorra	153	5224	-	-	153	-	-	-	-
17	FIN	Finland	147	5230	70	55	-	22	-	-	-
18	CZE	Czechia	111	5266	46	-	-	65	-	-	-
19	EST	Estonia	71	5306	-	27	44	-	-	-	-
20	ESP	Spain	16	5361	-	16	-	-	-	-	-
21	SVK	Slovakia	13	5364	-	-	13	-	-	-	-
22	GRE	Greece	12	5365	-	12	-	-	-	-	-
23	CHI	Chile	8	5369	8	-	-	-	-	-	-
23	NED	Netherlands	8	5369	-	-	8	-	-	-	-
25	LIE	Liechtenstein	4	5373	4	-	-	-	-	-	-

Kvitfjell (NOR)

7th Men's Downhill

OVERALL FIS NATION CUP

Number of Nations: 32

Rk	NSA	Overall			DH Points			SL Points			GS Points			SG Points			AC Points			PAR Points			TE Points
		M+W	M	W	M+W	M	W	M+W	M	W	M+W	M	W	M+W	M	W	M+W	M	W	M+W	M	W	M+W
1	SUI	8741	5377	3364	2518	1834	684	2341	1103	1238	1727	1115	612	2155	1325	830	-	-	-	-	-	-	-
2	AUT	5962	3085	2877	1470	597	873	1799	1034	765	1091	625	466	1602	829	773	-	-	-	-	-	-	-
3	ITA	5191	1859	3332	1719	532	1187	452	306	146	1095	381	714	1925	640	1285	-	-	-	-	-	-	-
4	NOR	4141	3057	1084	363	120	243	1657	1524	133	1514	1070	444	607	343	264	-	-	-	-	-	-	-
5	USA	3372	1045	2327	1036	407	629	747	172	575	899	207	692	690	259	431	-	-	-	-	-	-	-
6	FRA	2743	2178	565	553	458	95	1203	983	220	402	357	45	585	380	205	-	-	-	-	-	-	-
7	GER	1672	627	1045	383	112	271	760	250	510	302	210	92	227	55	172	-	-	-	-	-	-	-
8	SWE	1627	330	1297	20	20	-	1074	241	833	488	24	464	45	45	-	-	-	-	-	-	-	-
9	CRO	1381	602	779	-	-	-	905	390	515	476	212	264	-	-	-	-	-	-	-	-	-	-
10	SLO	1323	641	682	476	342	134	290	-	290	433	237	196	124	62	62	-	-	-	-	-	-	-
11	CAN	1287	831	456	508	498	10	214	10	204	237	11	226	328	312	16	-	-	-	-	-	-	-
12	NZL	575	-	575	4	-	4	-	-	-	440	-	440	131	-	131	-	-	-	-	-	-	-
13	BRA	554	554	-	-	-	-	313	313	-	241	241	-	-	-	-	-	-	-	-	-	-	-
14	ALB	504	-	504	-	-	-	230	-	230	274	-	274	-	-	-	-	-	-	-	-	-	-
15	CZE	460	111	349	229	46	183	29	-	29	-	-	-	202	65	137	-	-	-	-	-	-	-
16	GBR	268	268	-	-	-	-	268	268	-	-	-	-	-	-	-	-	-	-	-	-	-	-
17	BEL	235	235	-	-	-	-	143	143	-	92	92	-	-	-	-	-	-	-	-	-	-	-
18	BUL	229	229	-	-	-	-	229	229	-	-	-	-	-	-	-	-	-	-	-	-	-	-
19	AND	153	153	-	-	-	-	-	-	-	153	153	-	-	-	-	-	-	-	-	-	-	-
20	FIN	147	147	-	70	70	-	55	55	-	-	-	-	22	22	-	-	-	-	-	-	-	-
21	POL	92	-	92	-	-	-	-	-	-	90	-	90	2	-	2	-	-	-	-	-	-	-
22	EST	71	71	-	-	-	-	27	27	-	44	44	-	-	-	-	-	-	-	-	-	-	-
23	BIH	29	-	29	6	-	6	-	-	-	-	-	-	23	-	23	-	-	-	-	-	-	-
24	ESP	16	16	-	-	-	-	16	16	-	-	-	-	-	-	-	-	-	-	-	-	-	-
25	SVK	13	13	-	-	-	-	-	-	-	13	13	-	-	-	-	-	-	-	-	-	-	-
26	GRE	12	12	-	-	-	-	12	12	-	-	-	-	-	-	-	-	-	-	-	-	-	-
27	LAT	10	-	10	-	-	-	10	-	10	-	-	-	-	-	-	-	-	-	-	-	-	-
28	CHI	8	8	-	8	8	-	-	-	-	-	-	-	-	-	-	-	-	-	-	-	-	-
28	NED	8	8	-	-	-	-	-	-	-	8	8	-	-	-	-	-	-	-	-	-	-	-
30	LIE	4	4	-	4	4	-	-	-	-	-	-	-	-	-	-	-	-	-	-	-	-	-
31	ARG	1	-	1	-	-	-	-	-	-	1	-	1	-	-	-	-	-	-	-	-	-	-
31	JPN	1	-	1	-	-	-	1	-	1	-	-	-	-	-	-	-	-	-	-	-	-	-

Kvitfjell (NOR)

7th Men's Downhill

CONSTRUCTORS' CHAMPIONSHIP

Number of Brands: 9

Rank	Name	Points	Diff.	DH	SL	GS	SG	AC	PAR
1	Rossignol	2365		215	975	690	485	-	-
2	Head	2045	320	915	440	190	500	-	-
3	Stoeckli	1925	440	810	-	570	545	-	-
4	Atomic	1760	605	250	795	435	280	-	-
5	Van deer	1330	1035	-	895	435	-	-	-
6	Fischer	910	1455	190	170	205	345	-	-
7	Dynastar	440	1925	-	440	-	-	-	-
8	Nordica	255	2110	150	-	-	105	-	-
9	Salomon	235	2130	95	40	100	-	-	-

Kvitfjell (NOR)

7th Men's Downhill



OVERALL CONSTRUCTORS' CHAMPIONSHIP

Number of Brands: 11

Rank	Brand	Overall			DH Points			SL Points			GS Points			SG Points			AC Points			PAR Points		
		M+W	M	W	M+W	M	W	M+W	M	W	M+W	M	W	M+W	M	W	M+W	M	W	M+W	M	W
1	Head	6500	2045	4455	1955	915	1040	2015	440	1575	775	190	585	1755	500	1255	-	-	-	-	-	-
2	Rossignol	5120	2365	2755	740	215	525	1540	975	565	1805	690	1115	1035	485	550	-	-	-	-	-	-
3	Atomic	3645	1760	1885	790	250	540	1555	795	760	750	435	315	550	280	270	-	-	-	-	-	-
4	Stoeckli	1925	1925	-	810	810	-	-	-	-	570	570	-	545	545	-	-	-	-	-	-	-
5	Van deer	1330	1330	-	-	-	-	895	895	-	435	435	-	-	-	-	-	-	-	-	-	-
6	Fischer	1000	910	90	235	190	45	170	170	-	205	205	-	390	345	45	-	-	-	-	-	-
7	Salomon	805	235	570	95	95	-	40	40	-	540	100	440	130	-	130	-	-	-	-	-	-
8	Dynastar	440	440	-	-	-	-	440	440	-	-	-	-	-	-	-	-	-	-	-	-	-
9	Blizzard	290	-	290	-	-	-	120	-	120	170	-	170	-	-	-	-	-	-	-	-	-
10	Nordica	255	255	-	150	150	-	-	-	-	-	-	-	105	105	-	-	-	-	-	-	-
11	Kaestle	140	-	140	100	-	100	-	-	-	-	-	-	40	-	40	-	-	-	-	-	-